
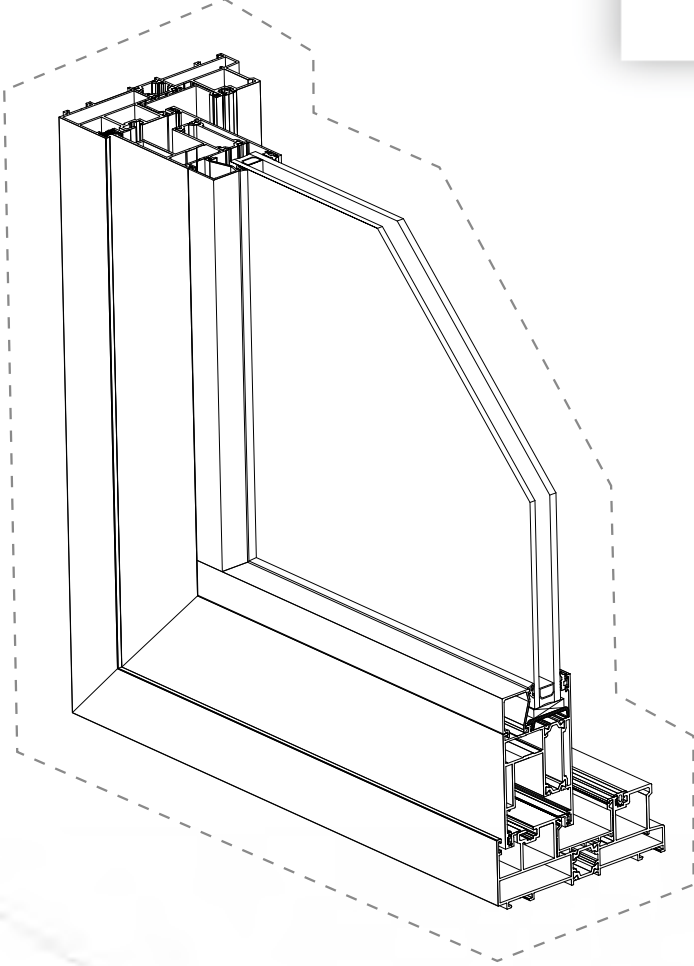


**SARAY®** | SSI 128



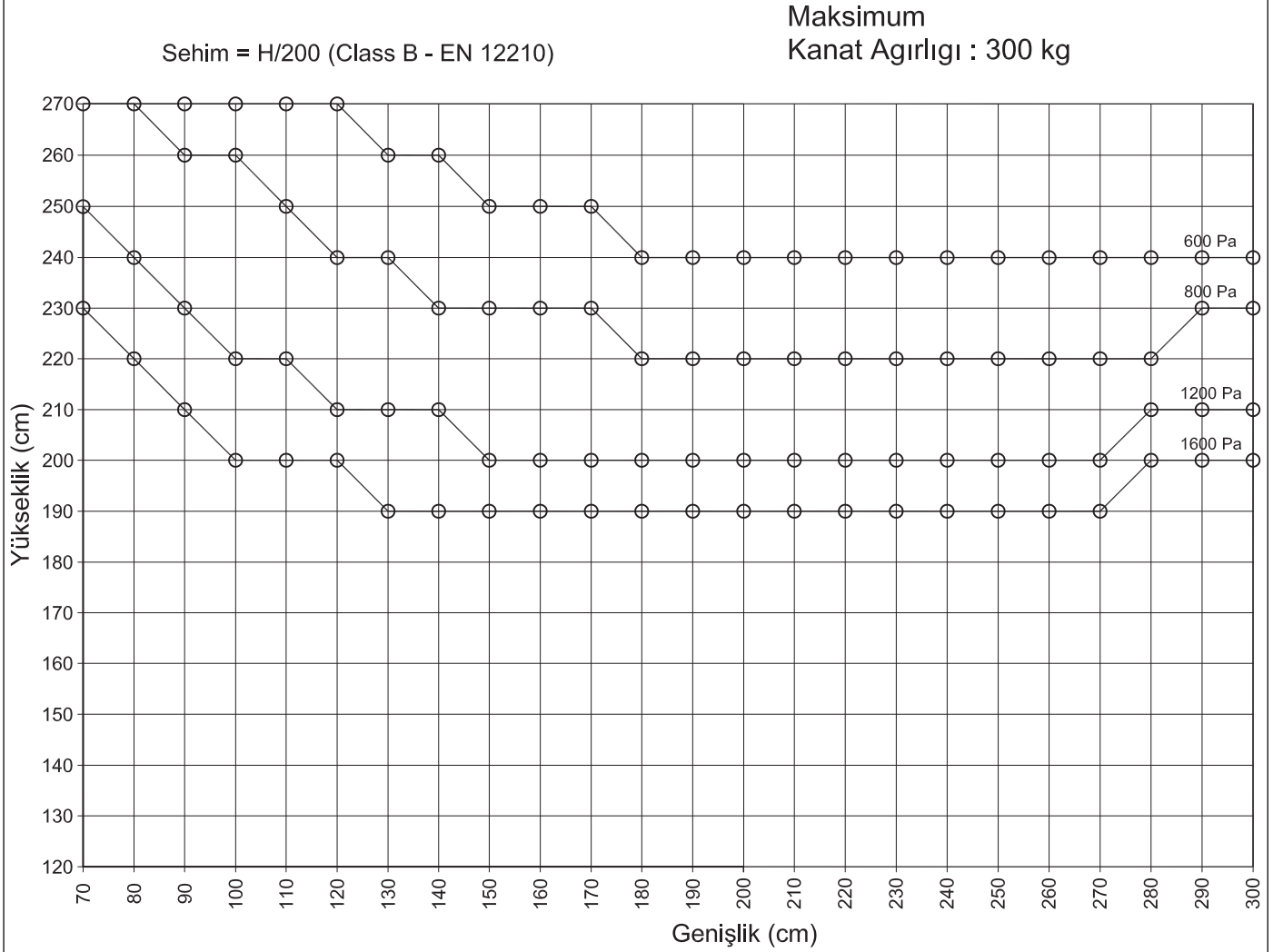
**SÜRME - KALDIRMALI SÜRME SİSTEMLERİ**

**SARAY®** | Alüminyum

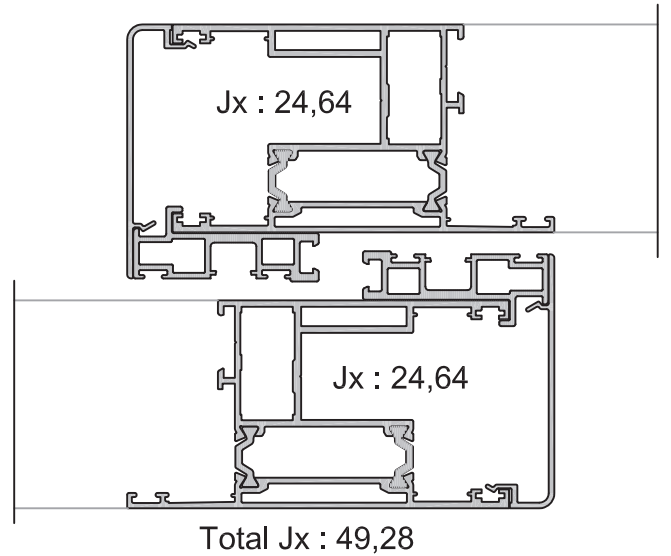
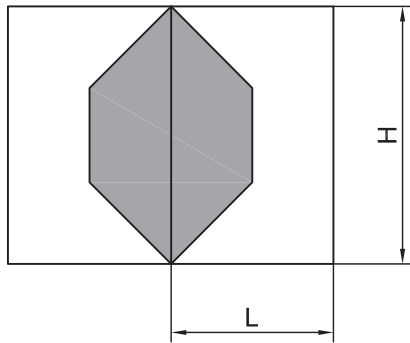
**SARAY**<sup>®</sup> | Alüminyum

*Mükemmel yapılar için...*

### • STATİK DİAGRAM



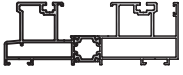
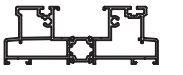
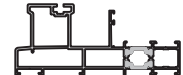

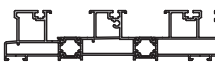

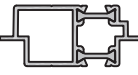





Çizgiler farklı rüzgar basıncı altında uygulanabilir boyutları göstermektedir. üstteki tabloya göre seçilen pencere boyutu, cam tedarikcisine bildirilerek izin verilen boyut ve sehimin cama uygun olup olmadığı teyid edilmelidir.



**SSI-128  
PROFILLER**


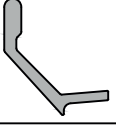
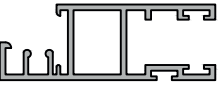





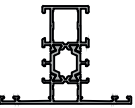
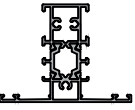
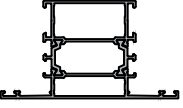
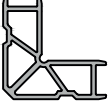
---

• ALUMİNYUM PROFİLLER

RESİM PICTURE	PROFİL NO PROFILE NO	PROFİLİN İSMİ PROFILE NAME	AĞIRLIK WEIGHT (kg/m)	STATİK DEĞER STATIC Jx(cm4) / Jy (cm4)	
	9202-9201	ÇİFT RAYLI KASA PROFİLİ Frame Profile	2,990	141,39	25,72
	9217-9218	ÇİFT RAYLI KASA PROFİLİ Frame Profile	2,840	116,84	24,20
	9001-9200	TEK RAYLI KASA PROFİLİ Frame Profile	2,620	96,51	24,43
	9210-9003	ADAPTÖR KASA PROFİLİ Adapter Profile	1,960	77,79	13,79
	9201-9212-9202	ÜÇ RAYLI KASA PROFİLİ Frame Profile	4,530	480,57	36,87
	9204-9205	KANAT PROFİLİ Sash Profile	2,075	24,64	39,79
	9207-9208	DÖRTLÜ KANAT MERKEZİ BİRLEŞİM PROFİLİ Locking Profile For Four Sash Sliding Window	0,820	4,57	1,74
	9206	ALT-ÜST KASA KAPAMA PROFİLİ Top and Bottom Cover Profil	0,770	13,22	2,97
	10591	KANAT YAN KAPATMA PROFİLİ Cover Profil for Sash	0,375	6,29	0,24
	10592	ORTA KAYIT YAN KAPATMA PROFİLİ Cover Profil for Transom	0,505	9,55	2,80
	10593	ÜÇLÜ KANAT ORTA ADAPTÖR KASA PROFİLİ Three Sash for Adapter Frame Profile	1,310	25,70	12,38
	10594	SİNEKLİK RAY PROFİLİ Insect Screen Rail Profile	0,280	----	----

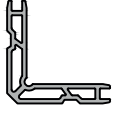
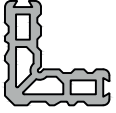
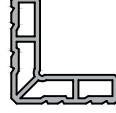
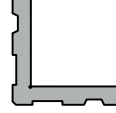
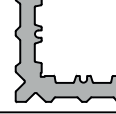
Uyarı: Profil ağırlıklarımız teorik olup; teslim anındaki tartımız geçerlidir.  
Warning: the weights of profile is theoretical, weighting at the time of delivery are valid.

## • ALUMİNYUM PROFİLLER

RESİM PICTURE	PROFİL NO PROFILE NO	PROFİLİN İSMİ PROFILE NAME	AĞIRLIK WEIGHT (kg/m)	STATİK DEĞER STATIC Jx(cm4) / Jy (cm4)	
	10595	SİNEKLİK PROFİLİ Insect Screen Profile	0,335	----	----
	13422	SİNEKLİK RAY PROFİLİ Insect Screen Rail Profile	0,405	----	----
	1809	SİNEKLİK PROFİLİ Insect Screen Profile	0,730	----	----
	1810	SİNEKLİK CAM ÇITASI Insect Screen Bead	0,180	----	----
	9045	16,2 mm CAM ÇITASI Glazing Bead	0,280	----	----
	9046	13,2 mm CAM ÇITASI Glazing Bead	0,265	----	----
	9063	7,2 mm CAM ÇITASI Glazing Bead	0,250	----	----
	9074	20,9 mm CAM ÇITASI Glazing Bead	0,300	----	----
	55-9001/9002	26 mm ORTA KAYIT PROFİLİ 26 mm Mullion Profile	1,265	11,56	8,55
	55-9005/9006	26 mm ORTA KAYIT PROFİLİ Vida Kanallı 26 mm Mullion Profile (with screen channel)	1,375	12,66	8,60
	55-9009/9010	52mm ORTA KAYIT PROFİLİ 52 mm Mullion Profile	1,580	20,94	21,58
	9082	26,2mm KÖŞE TAKOZU 26,2 mm Corner Cleat	2,810	----	----

Uyarı: Profil ağırlıklarımız teorik olup; teslim anındaki tartımız geçerlidir.  
Warning: the weights of profile is theoretical, weighting at the time of delivery are valid.

## • ALUMİNYUM PROFİLLER


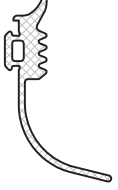









RESİM PICTURE	PROFİL NO PROFILE NO	PROFİLİN İSMİ PROFILE NAME	AĞIRLIK WEIGHT (kg/m)	STATİK DEĞER STATIC Jx(cm4) / Jy (cm4)	
	9084	13,2 mm KÖŞE TAKOZU 13,2 mm Corner Cleat	2,370	----	----
	5543	29,3 mm KÖŞE TAKOZU 29,3 mm Corner Cleat	6,710	----	----
	339	27 mm KÖŞE TAKOZU 37 mm Corner Cleat	6,230	----	----
	858	11 mm KÖŞE TAKOZU 11 mm Corner Cleat	3,230	----	----
	10781	14,3 mm KÖŞE TAKOZU 14,3 mm Corner Cleat	3,040	----	----

Uyarı: Profil ağırlıklarımız teorik olup; teslim anındaki tartımız geçerlidir.  
Warning: the weights of profile is theoretical, weighting at the time of delivery are valid.




**SSI 128**  
**AKSESUARLAR**



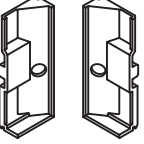
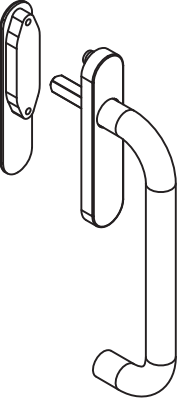
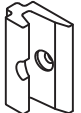


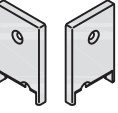
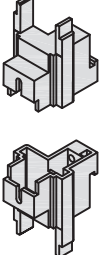
• CONTALAR

DRAWING PROFİL RESMİ	CODE NUMARA	MATERIAL MALZEME	DESCRIPTION MALZEME TANIMI	PACKAGING AMBALAJ
	SC 103 - 1	Epdm	<b>DIŞ CAM CONTASI</b> (boşluk: 4 mm) OUTER GLAZING GASKET (gap: 4mm)	<b>250 mt / paket</b> 250 m/pkg
	SC 108-1	Epdm	<b>PERDELİ DIŞ CAM CONTASI</b> (boşluk: 4 mm) EXTENDED OUTER GLAZING GASKET (gap: 4mm)	<b>150 mt / paket</b> 150m/pkg
	SC 114	Epdm	<b>4LÜ KANAT MERKEZİ BİRLEŞİM CONTASI</b> 4-SASH CENTRAL CONNECTION GASKET	<b>375 mt / paket</b> 375 m/ pkg
	SC 115	Epdm	<b>KANAT ALT ve YAN BİNİ CONTASI</b> SASH BOTTOM & SIDE OVERLAP GASKET	<b>330 mt / paket</b> 330 m/pkg
	SC 117	Epdm	<b>KANAL KAPAMA CONTASI</b> CHANNEL COVER GASKET	<b>330 mt / paket</b> 330 m/pkg
	SC 118-1	Epdm	<b>KASA KAPAMA PROFİLİ DESTEK CONTASI</b> FRAME COVER PROFILE SUPPORT GASKET	<b>75 mt / paket</b> 75 m/pkg
	SC 123	Epdm	<b>KANAT ÜST BİNİ CONTASI</b> SASH TOP OVERLAP GASKET	<b>375 mt / paket</b> 375 m/pkg
	SC 229	Epdm	<b>İÇ CAM CONTASI</b> (boşluk: 4-5 mm) INNER GLAZING GASKET (gap: 4-5 mm)	<b>185 mt / paket</b> 185 m/pkg
	SC 282	Epdm	<b>İÇ CAM CONTASI</b> (boşluk: 8-9 mm) INNER GLAZING GASKET (gap: 8-9 mm)	<b>165 mt / paket</b> 165 m/pkg
	SC 284	Epdm	<b>İÇ CAM CONTASI</b> (boşluk: 6-7 mm) INNER GLAZING GASKET (gap: 6-7 mm)	<b>185 mt / paket</b> 185 m/pkg
	SC 312	<b>NAYLON NYLON</b>	<b>PERDELİ FIRÇA FİTİL</b> EXTENDED BRUSH GASKET	<b>4x200 mt / paket</b> 4x200 m/pkg

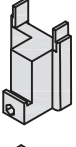


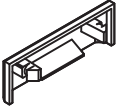




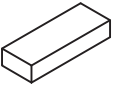
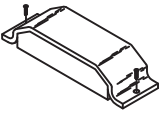

## • CONTALAR

DRAWING PROFİL RESMİ	CODE NUMARA	MATERIAL MALZEME	DESCRIPTION MALZEME TANIMI	PACKAGING AMBALAJ
	SC 317-1	Epdm	PVC KENET PROFİLİ İÇ BİNİ CONTASI PVC CRAMP PROFILE INNER OVERLAP GASKET	250 mt / paket 250 m/pkg
	SC 318	Epdm	PVC KENET PROFİLİ KANAL KAPAMA CONTASI PVC CRAMP PROFILE CHANNEL COVER GASKET	500 mt / paket 500 m/pkg
	SC 324	NAYLON NYLON	48x650 PERDELİ FIRÇA FİTİL 48x650 EXTENDED BRUSH GASKET	1250 mt / paket 1250 m/pkg

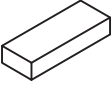
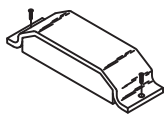
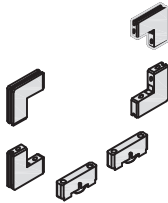

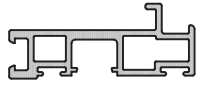
• AKSESUARLAR

DRAWING PROFİL RESMİ	CODE NUMARA	MATERIAL MALZEME	DESCRIPTION MALZEME TANIMI	PACKAGING AMBALAJ
	SC 216	siyah - pvc black - pvc	T BİRLEŞİM İÇ SIZDIRMAZLIK PARÇASI T-CONNECTION INNER IMPERMEABLİTY ELEMENT	50ad 25 sag - 25sol 50 pcs 25 right-25 left
	SC 223	alüminyum aluminum	KALDIR-SÜR KOL TAKIMI renk: BEYAZ BOYALI LIFT & SLIDE HANDLE SET color: WHITE COLORED	10tk / paket 10 set
	SC 224	alüminyum aluminum	KALDIR-SÜR KOL TAKIMI renk: ELOKSAL LIFT & SLIDE HANDLE SET color: ANODIZED	10tk / paket 10 set
	SC 225	alüminyum aluminum	KALDIR-SÜR KOL TAKIMI renk: ÖZEL RENK LIFT & SLIDE HANDLE SET color: SPECIAL COLOR	10tk / paket 10 set
	SC 226	siyah alüminyum black aluminum	KENET BİRLEŞİM KİLİTLEME PARÇASI CRAMP CONNECTION LOCK ELEMENT	50ad 50 pcs
	SC 271	alüminyum aluminum	3lü KANAT ADAPTÖR PROFİLİ MONTAJ TAKOZU 3-SASH ADAPTER PROFILE INSTALLATION SUPPORT	25ad / paket 25 pcs/ pkg
	SC 272	PVC	KANAT KAPAMA PROFİLİ YAYLI ÜST KAPAK SASH COVER PROFILE SPRINGY TOP CAP	50ad / paket 50 pcs/ pkg
	SC 273	PVC	KANAT KAPAMA PROFİLİ SABİT ALT KAPAK SASH COVER PROFILE FIXED BOTTOM CAP	25+25ad 50ad / paket 50 pcs/pkg
	SC 274	PVC	KANAT ÜST SOL TAKOZ KILAVUZ + KAPAK MONTAJI İÇİN SASH TOP LEFT SUPPORT FOR THE TAP & CAP INSTALLATION	25+25ad 50ad / paket 50 pcs/pkg
			KANAT ALT SOL TAKOZ KILAVUZ + KAPAK MONTAJI İÇİN SASH BOTTOM LEFT SUPPORT FOR THE TAP & CAP INSTALLATION	

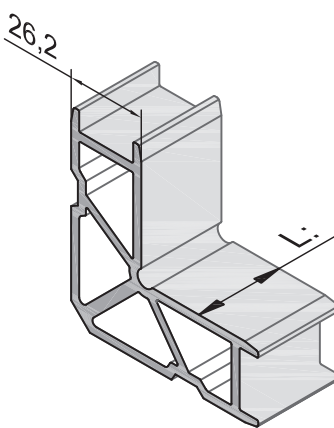
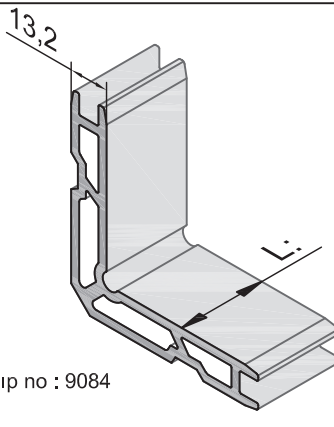
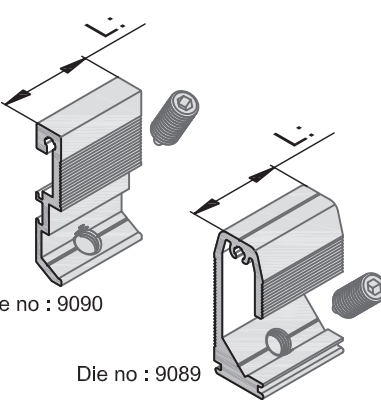
• AKSESUARLAR

DRAWING PROFİL RESMİ	CODE NUMARA	MATERIAL MALZEME	DESCRIPTION MALZEME TANIMI	PACKAGING AMBALAJ
	SC 275	PVC	KANAT ÜST SAĞ TAKOZ KILAVUZ İÇİN SASH TOP RIGHT SUPPORT FOR THE TAP	25+25ad 25tk / paket 25 set
			KANAT ALT SAĞ TAKOZ KILAVUZ İÇİN SASH BOTTOM RIGHT SUPPORT FOR THE TAP	
	SC 040	İnox	KASA VE KANAT İÇİN KÖŞE ONBAŞI CORNER JOINT FOR FRAME & SASH	500ad / paket 500 pcs/pkg
	SC 045	İnox	KANAT İÇİN KÖŞE ONBAŞI CORNER JOINT FOR SASH	500ad / paket 500 pcs/pkg
	SC 270	Pvc	PERDELİ SU TAHLİYE KAPAĞI EXTENDED PLUMBING CAP	500ad / paket 500 pcs/pkg
	SC 300	Pvc	MERKEZİ KANAL PROFİLİ (boy: 3 mt) CENTRAL CHANNEL PROFILE (size: 3 mt)	75mt / paket (3mt x 25ad) 75 m/pkg
	SC 302	Pvc	CAM TAŞIYICI TAKOZ GLAZING BEARING SUPPORT	50ad / paket 50 pcs/pkg
	SC 303	Epdm	KANAT DURDURUCU SASH STOPPER	50ad / paket 50 pcs/pkg
	SC 304	PVC	4lü KANAT ADAPTÖR PROFİLİ TAPASI 4-SASH ADAPTER PROFILE TAP	25tk / paket 25 set
	SC 306	SÜNGER SPONGE	ALT SIZDIRMAZLIK PARÇASI (9001-9200 profili/ profile) BOTTOM IMPERMEABILITY ELEMENT	10ad / paket 10 pcs/pkg
	SC 307	SÜNGER SPONGE	ÜST SIZDIRMAZLIK PARÇASI (9001-9200 profili/ profile) TOP IMPERMEABILITY ELEMENT	10ad / paket 10 pcs/pkg
	SC 310	İnox	RAY PROFİLİ (boy /size: 3 mt) RAIL PROFILE	30mt / paket (3mt x 10ad) 30 m/pkg

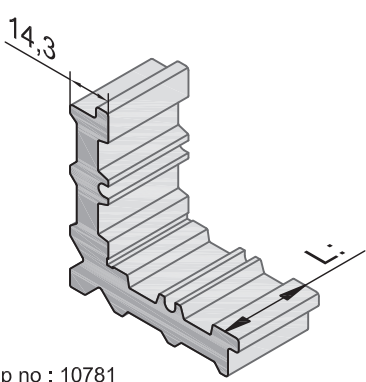
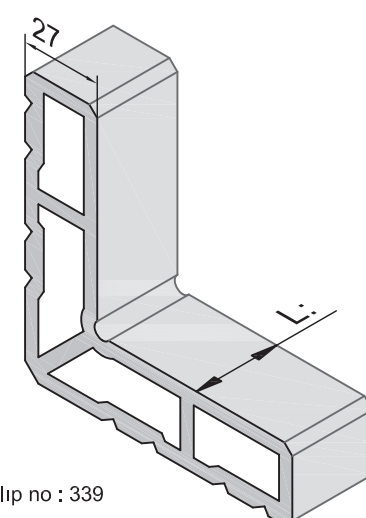
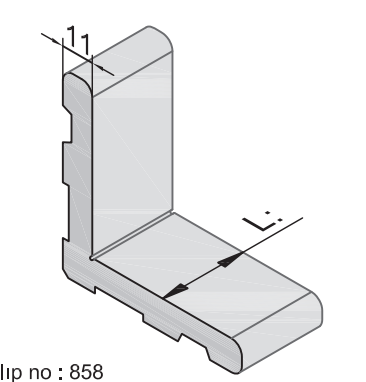
## • AKSESUARLAR

DRAWING PROFİL RESMİ	CODE NUMARA	MATERIAL MALZEME	DESCRIPTION MALZEME TANIMI	PACKAGING AMBALAJ
	SC 313	SÜNGER SPONGE	ALT SIZDIRMAZLIK PARÇASI (9202-9201 profili profile) BOTTOM IMPERMEABILITY ELEMENT	10ad / paket 10 pcs/pkg
	SC 314	SÜNGER SPONGE	ÜST SIZDIRMAZLIK PARÇASI (9202-9201 profili profile) TOP IMPERMEABILITY ELEMENT	10ad / paket 10 pcs/pkg
	SC 323	Pvc	SİNEKLİK ONBAŞI VE RULMAN TAKIMI "10595 nolu profil için" SCREEN JOINT and BEARING SET "for profile no. 10595"	25 tk / paket 25 set
	SC 325	Pvc	KANAT SABİTLEME TAKOZU (1 kanat için 6 ad kullanılır) SASH STOPPER SUPPORT (6 pcs for 1 sash)	50ad / paket 50 pcs/pkg
	SC 330	Pvc	MERKEZİ KENET PROFİLİ (boy size: 3mt) CENTRAL CRAMP PROFILE	75mt / paket (3mt x 25ad) 75 m/pkg

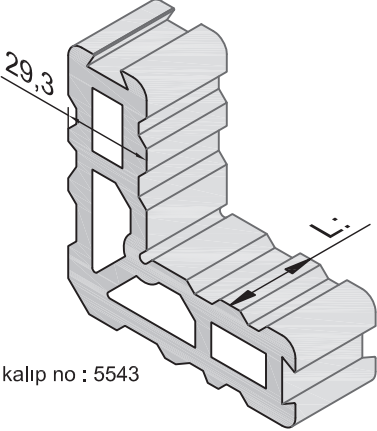
• ALUMİNYUM PROFİLLER

AKSESUAR RESMİ	AKSESUAR KODU	AKSESUAR TANIMI	AMBALAJ
 <p>kalıp no : 9082</p>	SC 008	L:37,6mm (9003-9210) ile kullanılır.	50 pieces 50 adet
 <p>kalıp no : 9084</p>	SC 003	L:18,6mm (9200-9001) ile kullanılır.	50 pieces 50 adet
	SC 024	L:29,6mm (9204-9205),(9200-9001) ile kullanılır.	
	SC 025	L:37,6mm (9200-9001),(9003-9210), (9201-9212-9202) ile kullanılır	
 <p>Die no : 9090</p> <p>Die no : 9089</p>	SC 030	L:13,3mm (9001-9002) ile kullanılır.	50 pieces 50 adet
	SC 032	L:39,3mm (9009-9010) ile kullanılır.	

• ALUMİNYUM PROFİLLER

AKSESUAR RESMİ	AKSESUAR KODU	AKSESUAR TANIMI	AMBALAJ
 <p>kalıp no : 10781</p>	SC 276	L:57,2mm (9202-9201) ve (9201-9212-9202) ile kullanılır.	50 pieces 50 adet
 <p>kalıp no : 339</p>	SC 277	L:4,5mm (9204-9205) ile kullanılır.	50 pieces 50 adet
 <p>kalıp no : 858</p>	SC 278	L:37,9mm (9202-9201) ve (9201-9212-9202) ile kullanılır.	50 pieces 50 adet

• ALUMİNYUM PROFİLLER

AKSESUAR RESMİ	AKSESUAR KODU	AKSESUAR TANIMI	AMBALAJ
 <p>kalıp no : 5543</p>	SC 279	L:4,5mm (9204-9205) ile kullanılır.	50 pieces 50 adet

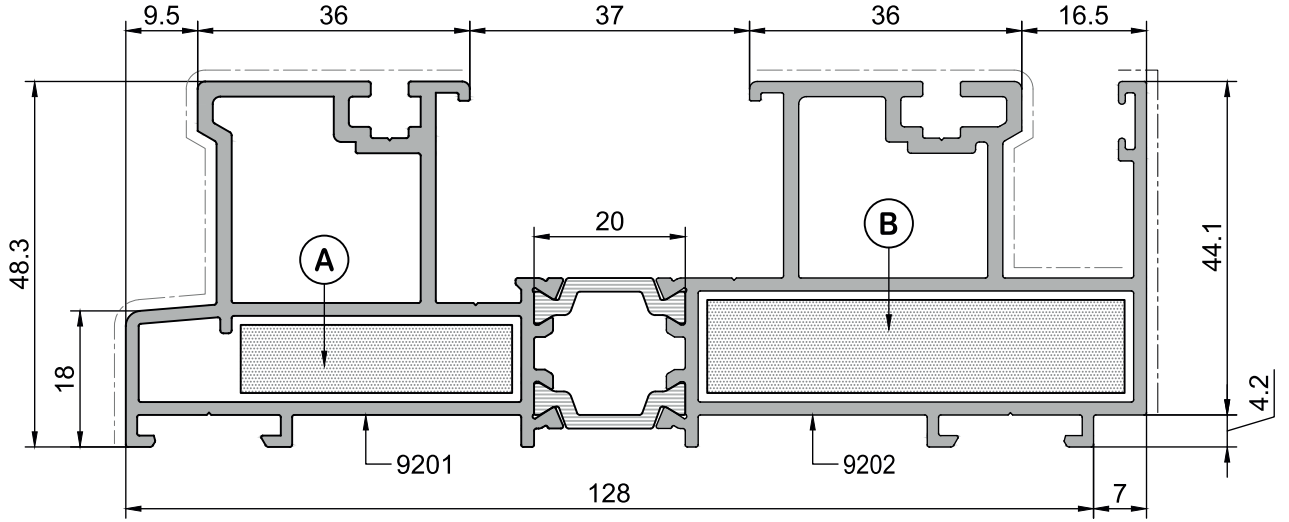


NOTES


A series of horizontal dashed lines for writing notes.

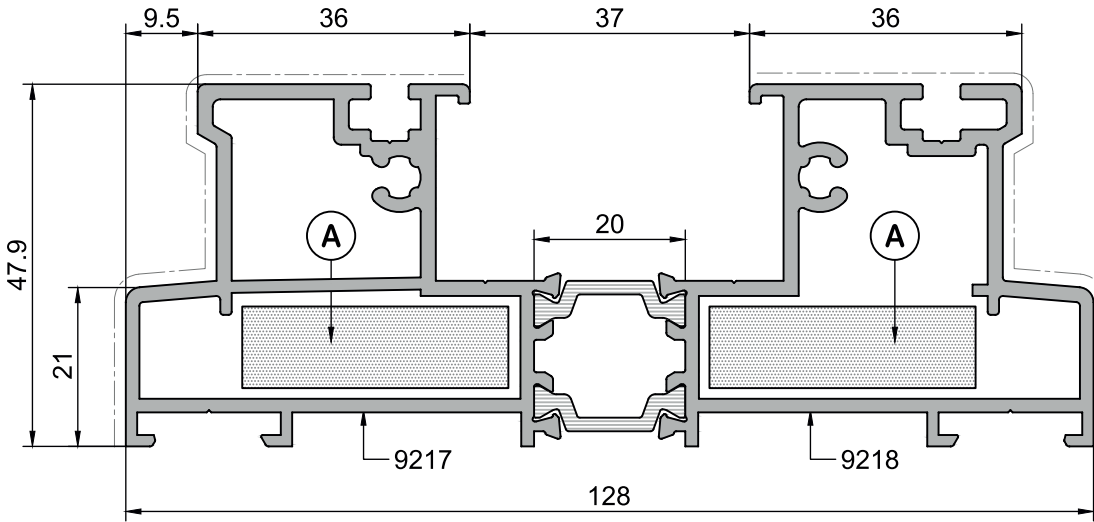
**SSI 128**  
**PROFILLER**  
*PROFILES*

• ALUMİNYUM PROFİLLER




2 RAYLI KASA PROFİLİ

Jxx (cm <sup>4</sup> )	Jyy (cm <sup>4</sup> )	9201 - 9202	2,990 kg/mt		A SC-278 L:37,9mm	B SC-276 L:57,2mm
141,39	25,72					

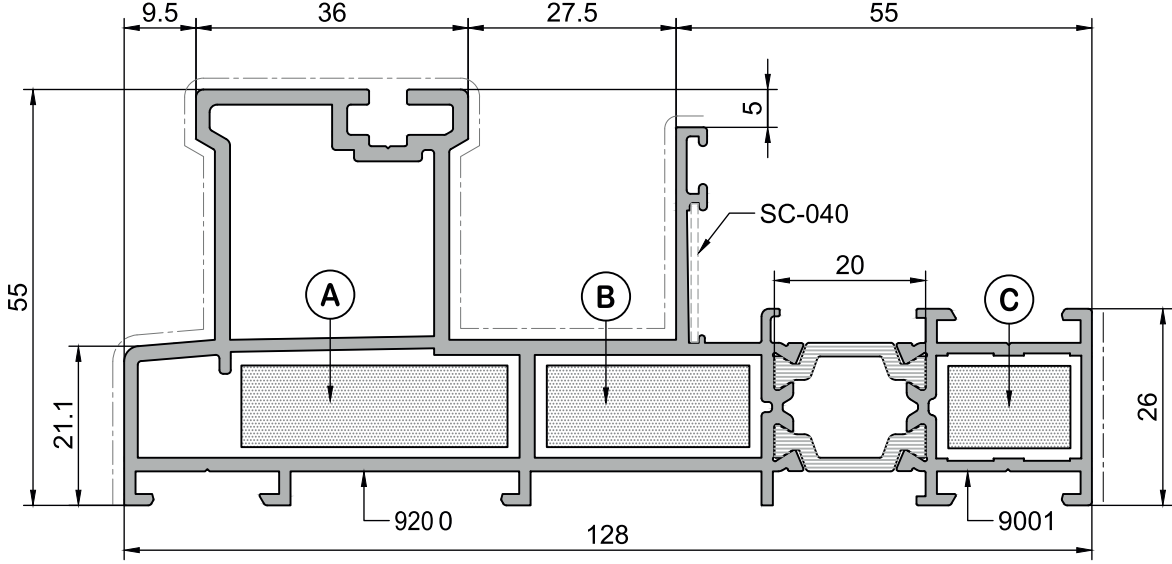


2 RAYLI KASA PROFİLİ


Jxx (cm <sup>4</sup> )	Jyy (cm <sup>4</sup> )	9217 - 9218	2,840 kg/mt		A SC-025 L:37,8mm
116,84	24,20				

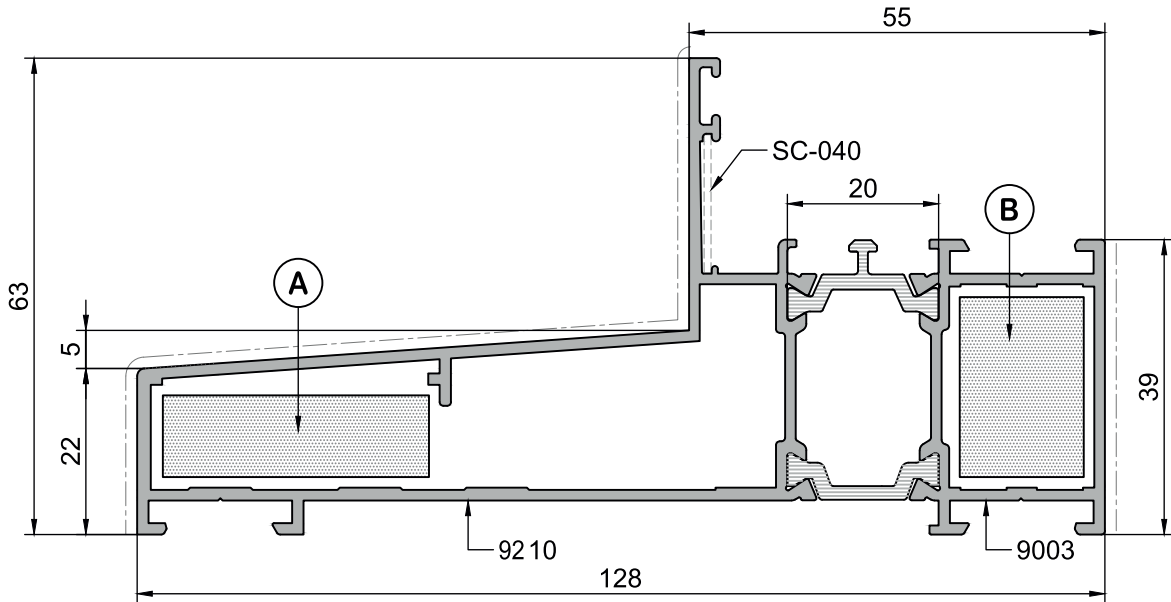
Uyarı: Profil ağırlıklarımız teorik olup; teslim anındaki tartımız geçerlidir.  
Warning: the weights of profile is theoretical, weighting at the time of delivery are valid.

• ALUMİNYUM PROFİLLER




TEK RAYLI KASA PROFİLİ

Jxx (cm <sup>4</sup> )	Jyy (cm <sup>4</sup> )	9001 - 9200	2,620 kg/mt		<b>A</b> SC-025 L:37,8mm	<b>B</b> SC-024 L:29,6mm	<b>C</b> SC-003 L:18,8mm
96,51	24,43						

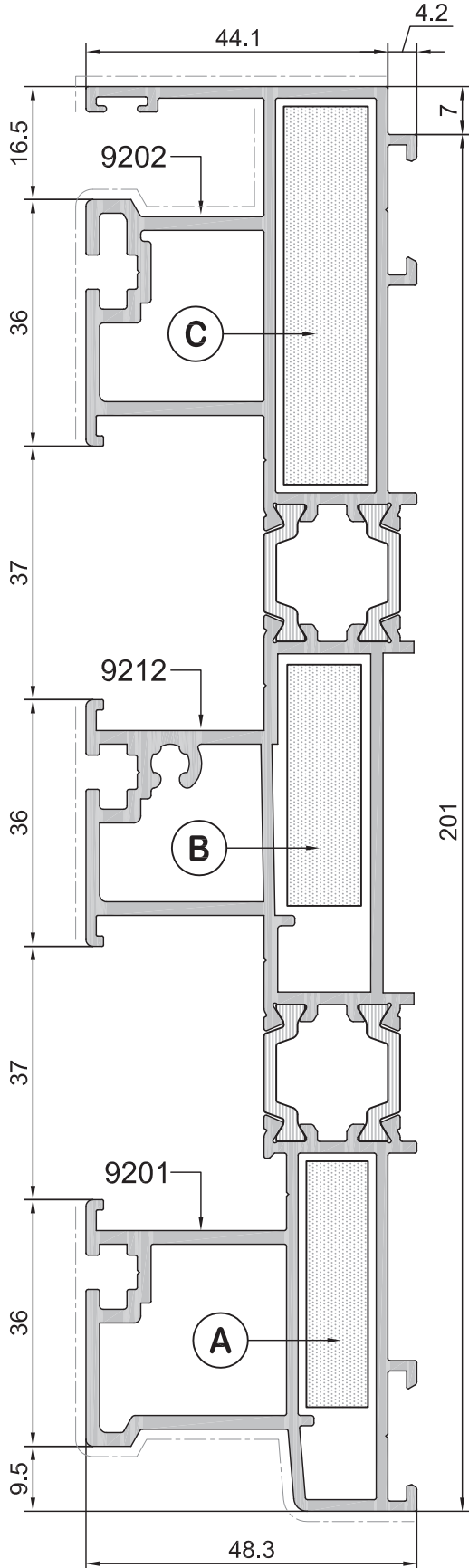


ADAPTÖR KASA PROFİLİ

Jxx (cm <sup>4</sup> )	Jyy (cm <sup>4</sup> )	9210 - 9003	1,960 kg/mt		<b>A</b> SC-025 L:37,8mm	<b>B</b> SC-008 L:18,8mm
77,79	13,79					


Uyarı: Profil ağırlıklarımız teorik olup; teslim anındaki tartımız geçerlidir.  
Warning: the weights of profile is theoretical, weighting at the time of delivery are valid.

• ALUMİNYUM PROFİLLER



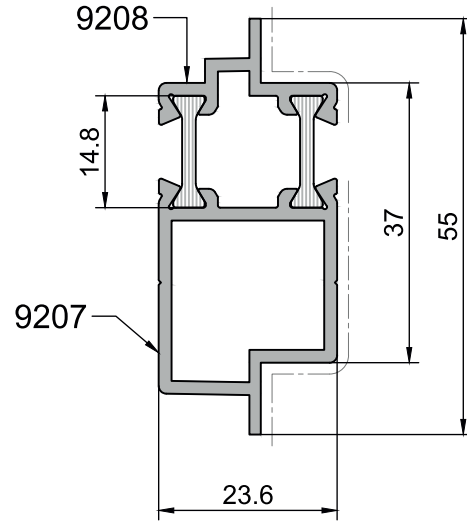
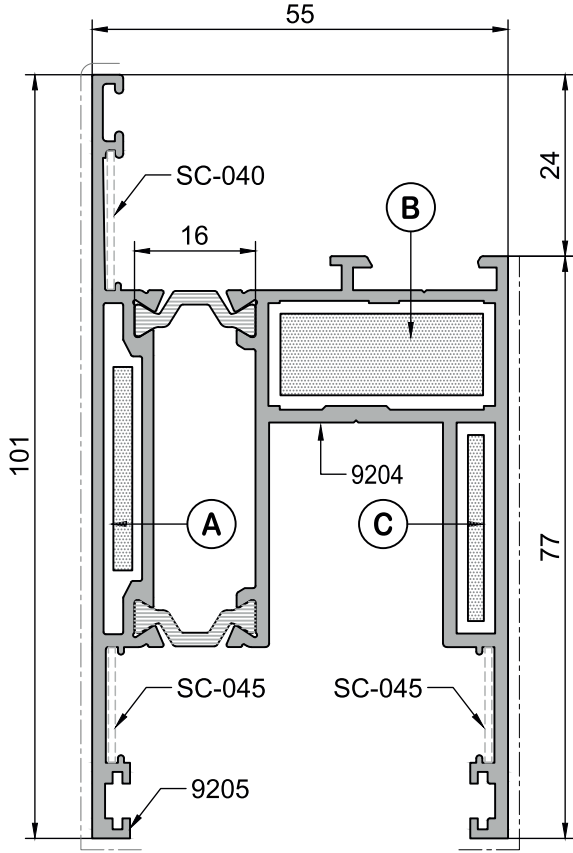
3 RAYLI KASA PROFİLİ

Jxx (cm <sup>4</sup> )	Jyy (cm <sup>4</sup> )	9201.9212.9202	4,530 kg/mt
480,57	35,87		

	<b>A</b>	<b>B</b>	<b>C</b>
	SC-278 L:37,9mm	SC-025 L:37,6mm	SC-276 L:57,2mm

Uyarı: Profil ağırlıklarımız teorik olup; teslim anındaki tartımız geçerlidir.  
Warning: the weights of profile is theoretical, weighting at the time of delivery are valid.

• ALUMİNYUM PROFİLLER

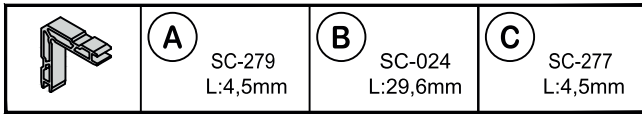


KANAT PROFİLİ

Jxx (cm4)	Jyy (cm4)	9204 - 9205	2,075 kg/mt
24,64	39,79		

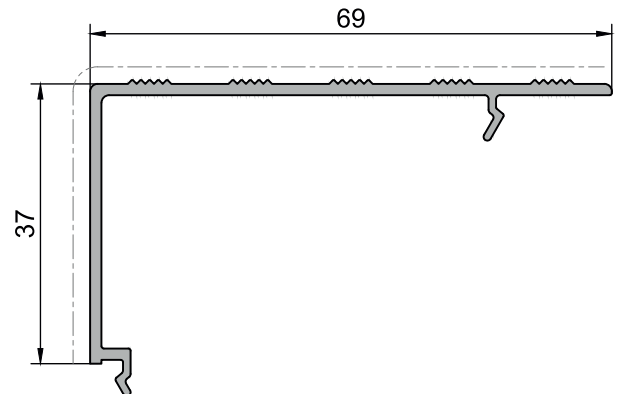
DÖRTLÜ SÜRME MERKEZİ BİRLEŞİM PROFİLİ

Jxx (cm4)	Jyy (cm4)	9207 - 9208	0,820 kg/mt
4,57	1,74		



KANAT YAN KAPAMA PROFİLİ

Jxx (cm4)	Jyy (cm4)	10591	0,375 kg/mt
6,29	0,24		

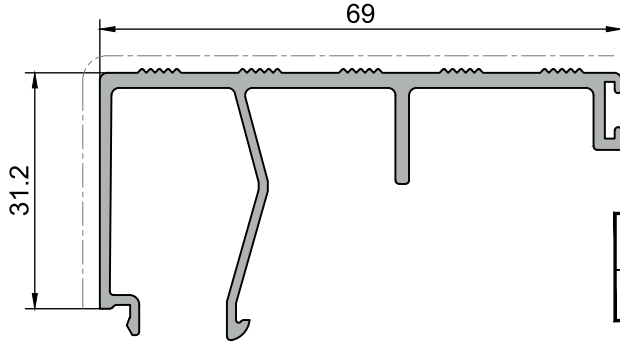


ORTA KAYIT YAN KAPAMA PROFİLİ

Jxx (cm4)	Jyy (cm4)	10592	0,505 kg/mt
9,55	2,80		

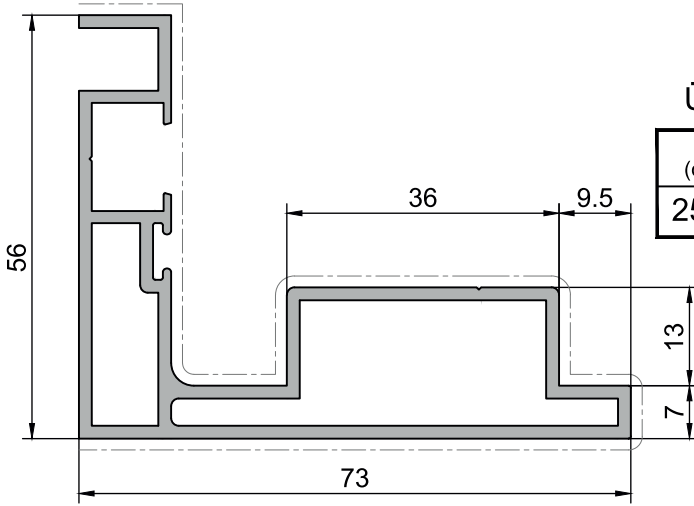
Uyarı: Profil ağırlıklarımız teorik olup; teslim anındaki tartımız geçerlidir.  
Warning: the weights of profile is theoretical, weighting at the time of delivery are valid.

• ALUMİNYUM PROFİLLER



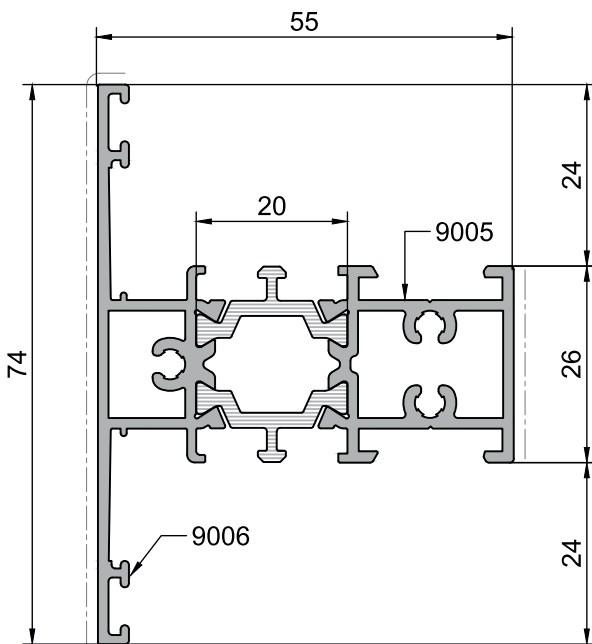
ALT VE ÜST KASA KAPATMA PROFİLİ

Jxx (cm <sup>4</sup> )	Jyy (cm <sup>4</sup> )	9206	0,770 kg/mt
13,22	2,97		




ÜÇLÜ KANAT ADAPTÖR KASA PROFİLİ

Jxx (cm <sup>4</sup> )	Jyy (cm <sup>4</sup> )	10593	1,310 kg/mt
25,70	12,38		



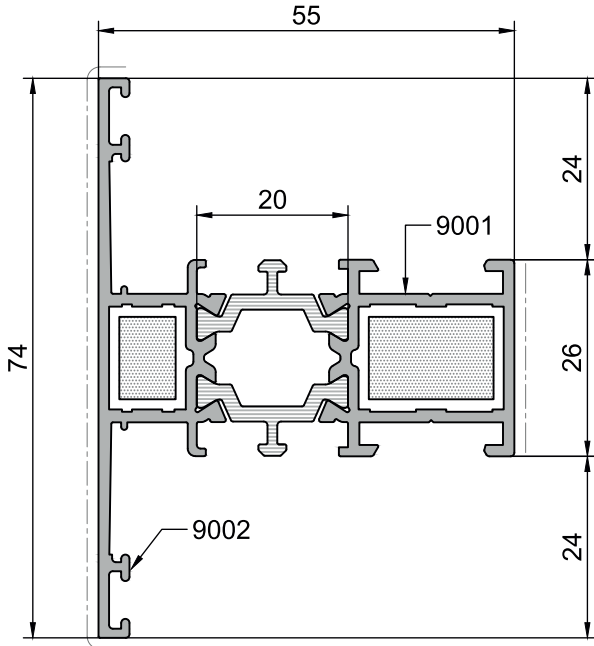
26mm VİDA ÇEKTİRMELİ ORTA KAYIT

Jxx (cm <sup>4</sup> )	Jyy (cm <sup>4</sup> )	(55) 9005-9006	1,475 kg/mt
12,66	8,60		

	<b>A</b> 1ad 3,9*32 YSBIV	<b>B</b> 2ad 3,9*32 YSBIV
---	------------------------------	------------------------------

Uyarı: Profil ağırlıklarımız teorik olup; teslim anındaki tartımız geçerlidir.  
Warning: the weights of profile is theoretical, weighting at the time of delivery are valid.

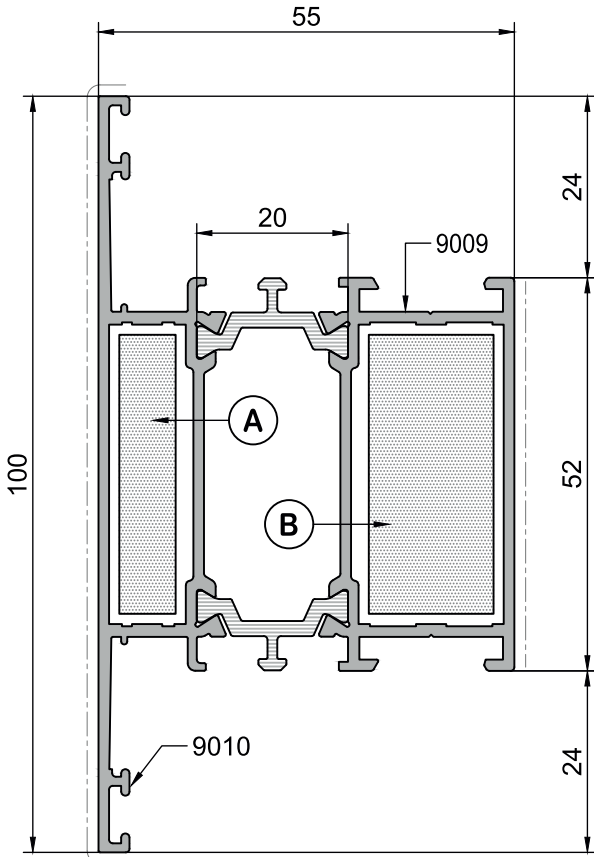
• ALUMİNYUM PROFİLLER



26mm ORTA KAYIT PROFİLİ

Jxx (cm <sup>4</sup> )	Jyy (cm <sup>4</sup> )	(55) 9001-9002	1,265 kg/mt
11,56	8,55		

	<b>A</b> SC-030 (DIŞ) L:13,2mm	<b>B</b> SC-030 (İÇ) L:13,2mm
--	--------------------------------------	-------------------------------------



52mm ORTA KAYIT PROFİLİ

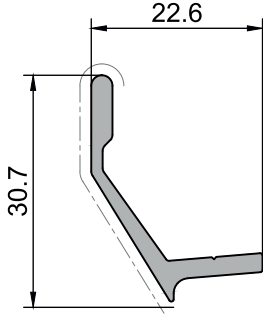
Jxx (cm <sup>4</sup> )	Jyy (cm <sup>4</sup> )	(55) 9009-9010	1,475 kg/mt
20,94	21,58		

	<b>A</b> SC-032 (DIŞ) L:39,2mm	<b>B</b> SC-032 (İÇ) L:39,2mm
--	--------------------------------------	-------------------------------------

Uyarı: Profil ağırlıklarımız teorik olup; teslim anındaki tartımız geçerlidir.  
Warning: the weights of profile is theoretical, weighting at the time of delivery are valid.

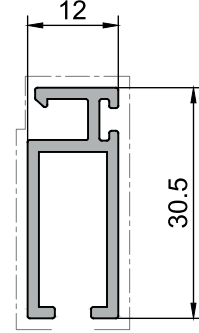


• ALUMİNYUM PROFİLLER



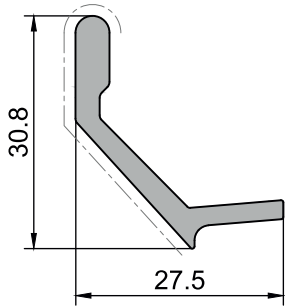
SİNEKLİK RAY PROFİLİ

10594	0,280 kg/mt
-------	-------------



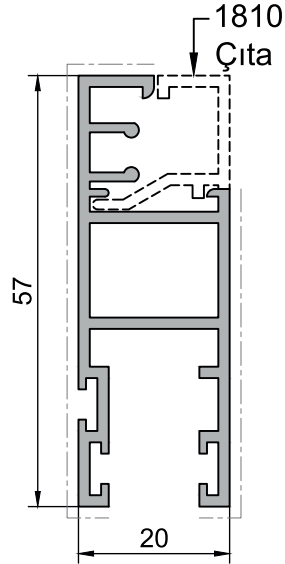
SİNEKLİK PROFİLİ

10595	0,335 kg/mt
-------	-------------



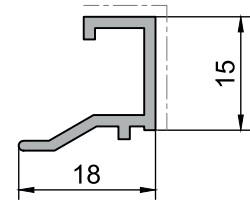
SİNEKLİK RAY PROFİLİ

13422	0,405 kg/mt
-------	-------------



SİNEKLİK PROFİLİ

1809	0,730 kg/mt
------	-------------

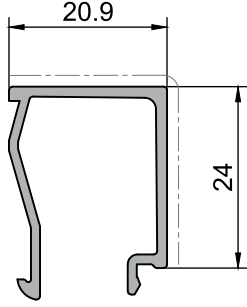


SİNEKLİK ÇITA PROFİLİ

1810	0,180 kg/mt
------	-------------

Uyarı: Profil ağırlıklarımız teorik olup; teslim anındaki tartımız geçerlidir.  
Warning: the weights of profile is theoretical, weighting at the time of delivery are valid.

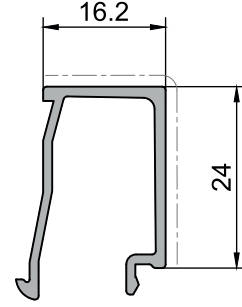
• ALUMİNYUM PROFİLLER



20,9mm CAM ÇITASI

9074

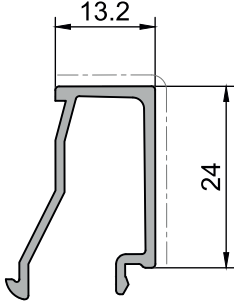
0,300 kg/mt



16,2mm CAM ÇITASI

9045

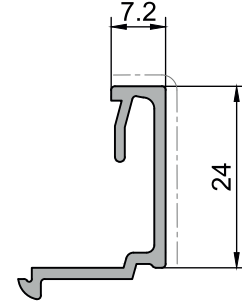
0,280 kg/mt



13,2mm CAM ÇITASI

9046

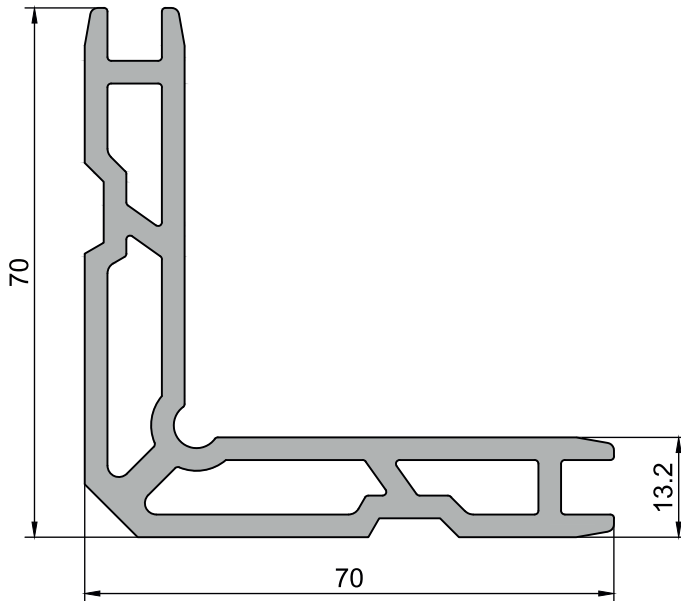
0,263 kg/mt



7,2mm CAM ÇITASI

9063

0,250 kg/mt



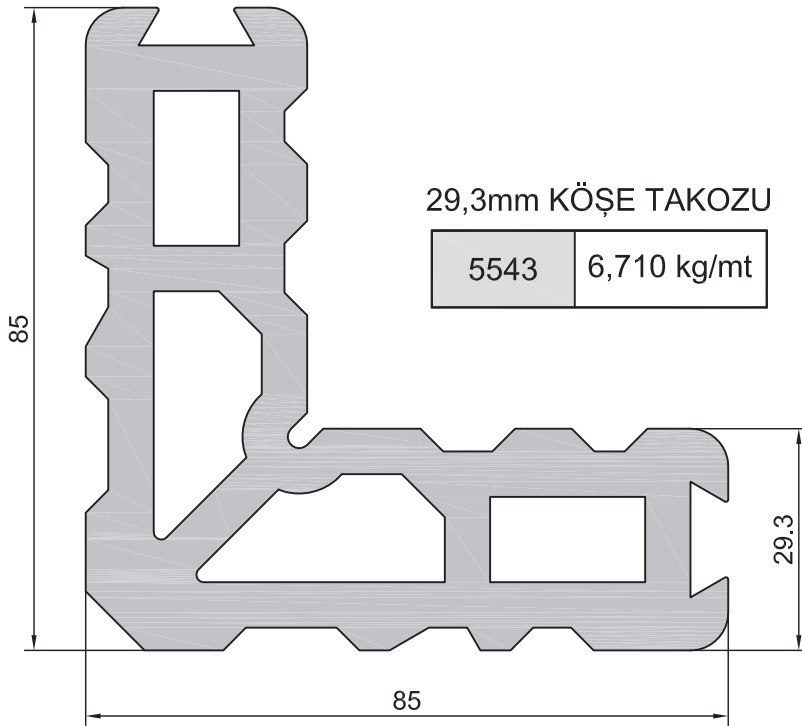
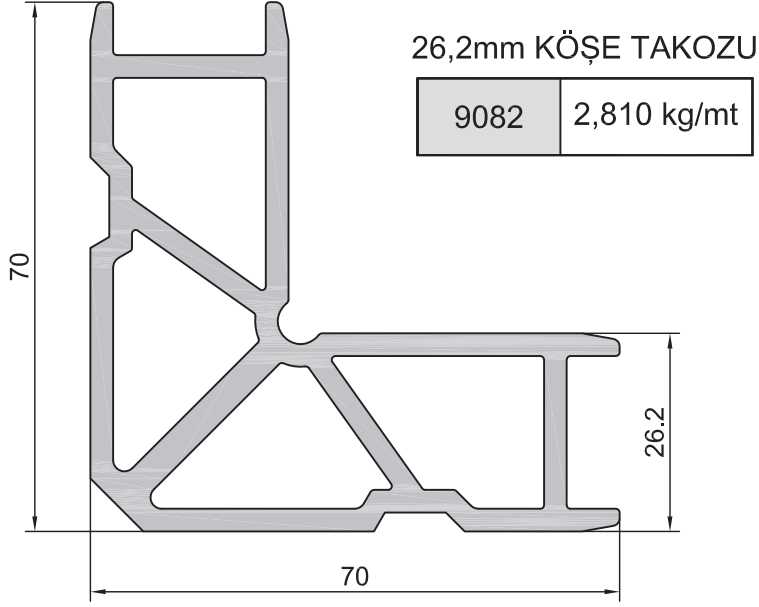
13,2mm KÖŞE TAKOZU

9084

2,370 kg/mt

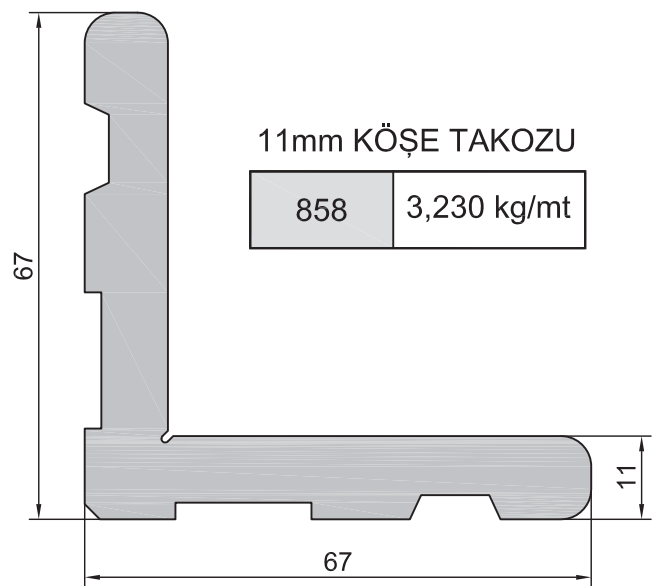
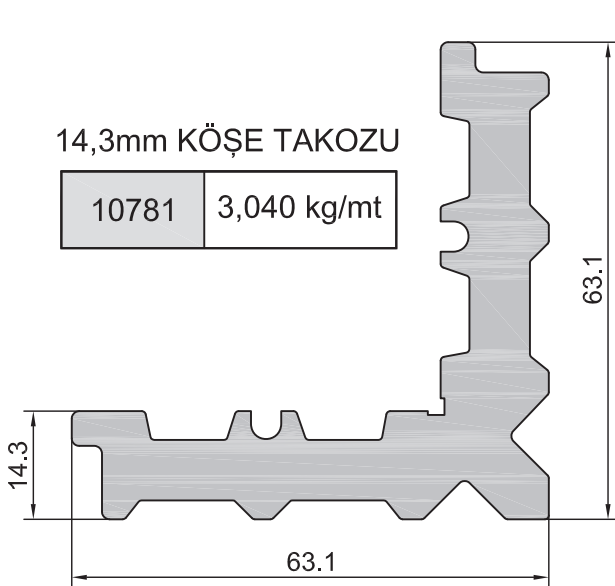
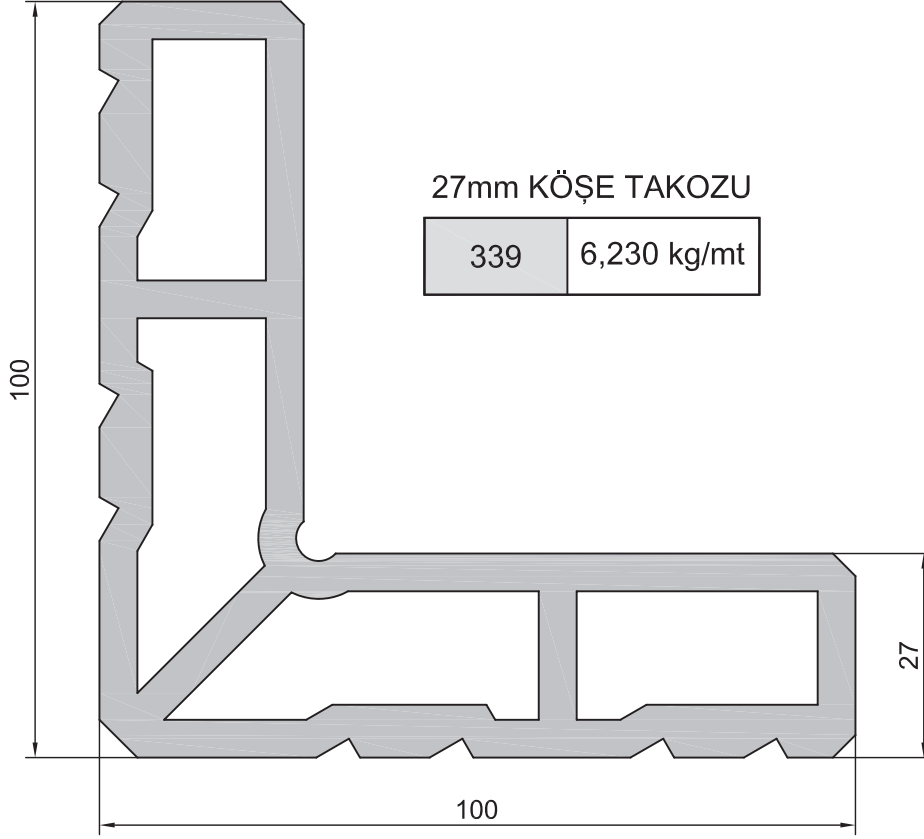
Uyarı: Profil ağırlıklarımız teorik olup; teslim anındaki tartımız geçerlidir.  
Warning: the weights of profile is theoretical, weighting at the time of delivery are valid.

• ALUMİNYUM PROFİLLER



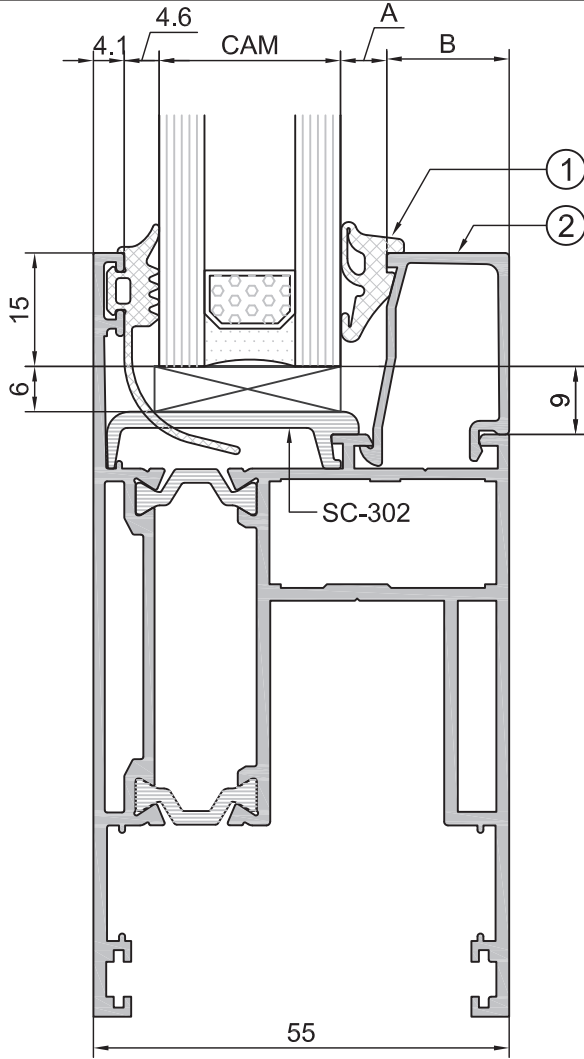
Uyarı: Profil ağırlıklarımız teorik olup; teslim anındaki tartımız geçerlidir.  
Warning: the weights of profile is theoretical, weighting at the time of delivery are valid.

• ALUMİNYUM PROFİLLER



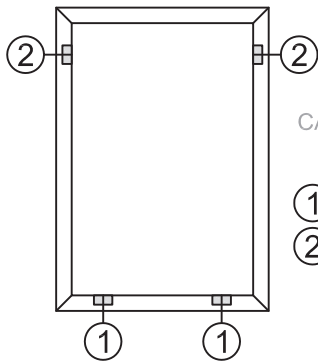
Uyarı: Profil ağırlıklarımız teorik olup; teslim anındaki tartımız geçerlidir.  
Warning: the weights of profile is theoretical, weighting at the time of delivery are valid.

• CAM,ÇITA ve CONTA SEÇENEKLERİ



Tabloda gösterilen conta ve boşluklar ile ilgili veriler teoriktir. Lütfen cam ve conta toleranslarının değişkenlik gösterebileceğini dikkate alınız.

CAM mm	CONTA		ÇITA	
	A : mm	①	B : mm	②
20mm	6mm	SC 284	20,9mm	9074
22mm	8mm	SC 282	16,2mm	9045
24mm	6mm	SC 284	16,2mm	9045
26mm	6mm	SC 284	13,2mm	9046
28mm	4.1mm	SC 229	13,2mm	9046
30mm	8mm	SC 282	7,2mm	9063
32mm	6mm	SC 284	7,2mm	9063
34mm	4mm	SC 229	7,2mm	9063



CAM TAKOZLAMA  
TALİMATI

- ① Taşıyıcı takoz
- ② Ayar takoz

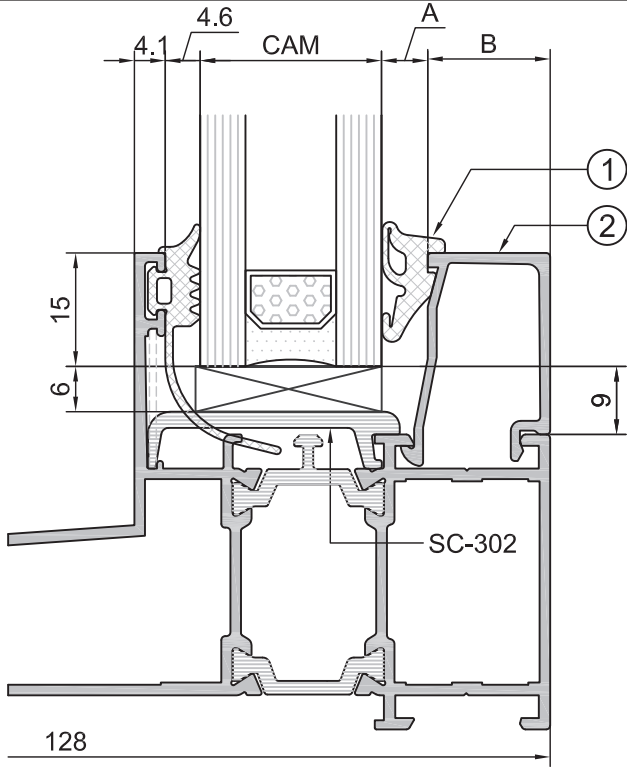
4-5mm	8-9mm	6-7mm	DIŞ CONTA	
SC 229	SC 282	SC 284	SC 108-1	SC 103-1

■ CAM TAKOZU-cam takozları yerleşimi üstte bulunan sematik çizimde gösterilmiştir. takozların kenara mesafeleri kanat ölçüsünün 5/1 i yada 10/1 i kadar olmalıdır.

▨ MESAFE AYARLAMA TAKOZU-mesafe ayar takozları camin alüminyum çerçeve içinde doğru pozisyonda stabil olarak durmasını sağlar. cam ile profil arasına takozları zorlamadan yerleştiriniz.

Takozlar ahşap yada plastik malzemeden yapılabilir. cam takozu sertliği 70-75 shore mesafe ayarlama takozu sertliği 50-60 shore olmalıdır. takoz uzunluğu= Min. 50mm olmalıdır. takoz genişliği=cam kalınlığından büyük olmalı,takoz kalınlığı=belirtilen esit boşluk ölçülerinde

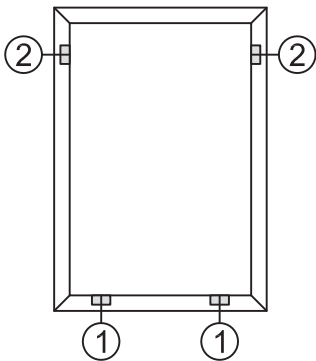
• CAM,ÇITA ve CONTA SEÇENEKLERİ



CAM mm	CONTA		ÇITA	
	A : mm	①	B : mm	②
20mm	6mm	SC 284	20,9mm	9074
22mm	8mm	SC 282	16,2mm	9045
24mm	6mm	SC 284	16,2mm	9045
26mm	6mm	SC 284	13,2mm	9046
28mm	4.1mm	SC 229	13,2mm	9046
30mm	8mm	SC 282	7,2mm	9063
32mm	6mm	SC 284	7,2mm	9063
34mm	4mm	SC 229	7,2mm	9063

CAM TAKOZLAMA TALİMATI

- ① Taşıyıcı takoz
- ② Ayar takoz



Tabloda gösterilen conta ve boşluklar ile ilgili veriler teoriktir. Lütfen cam ve conta toleranslarının değişkenlik gösterebileceğini dikkate alınız.

4-5mm	8-9mm	6-7mm	DIŞ CONTA	
SC 229	SC 282	SC 284	SC 108-1	SC 103-1

■ CAM TAKOZU-cam takozlari yerlesimi üstte bulunan sematik çizimde gösterilmiştir. takozların kenara mesafeleri kanat ölçüsünün 5/1 i yada 10/1 i kadar olmalıdır.

▨ MESAFE AYARLAMA TAKOZU-mesafe ayar takozlari camin alüminyum çerçeve içinde doğru pozisyonda stabil olarak durmasını sağlar. cam ile profil arasına takozlari zorlamadan yerleştiriniz.

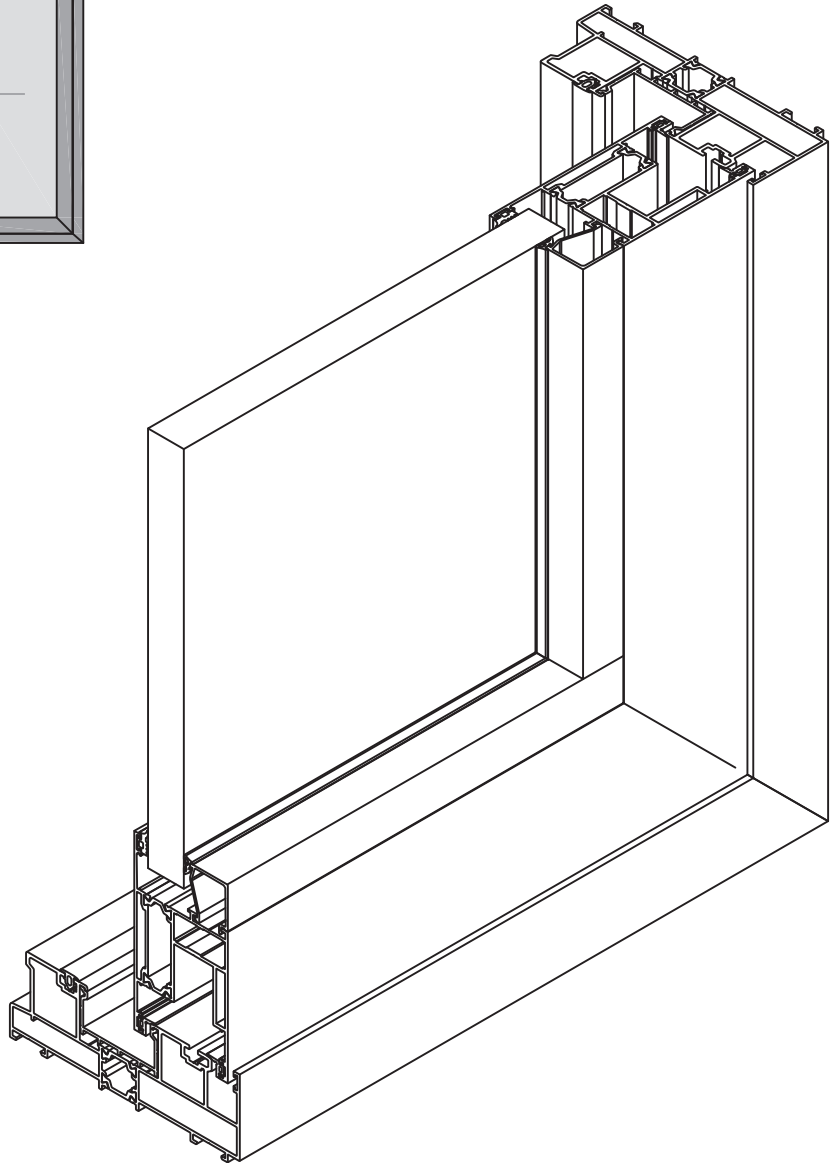
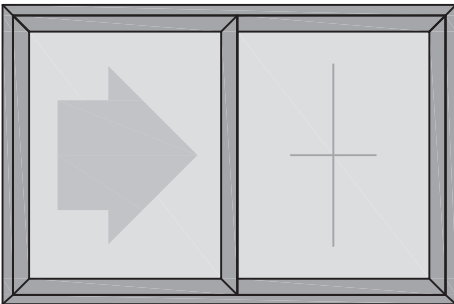
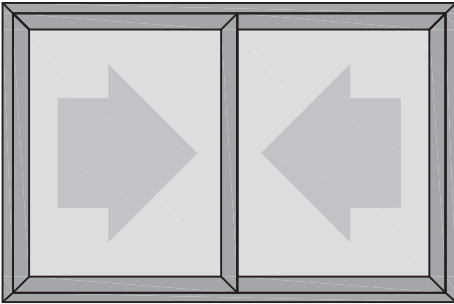
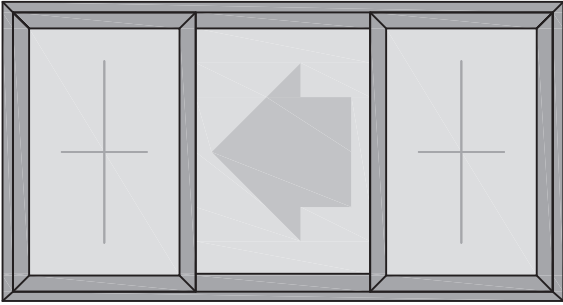
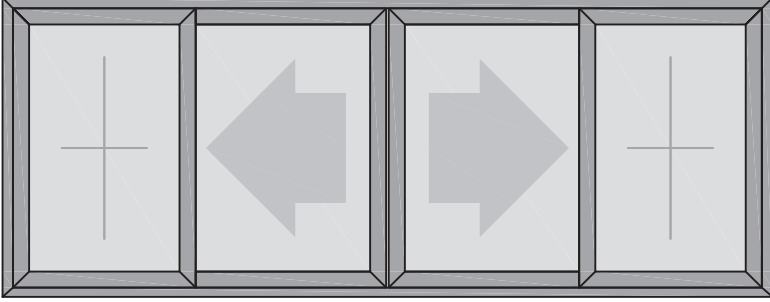
Takozlar ahşap yada plastik malzemeden yapılabilir. cam takozu sertligi 70-75 shore mesafe ayarlama takozu sertligi 50-60 shore olmalıdır. takoz uzunluğu= Min. 50mm olmalıdır. takoz genişliği=cam kalınlıgından büyük olmalı,takoz kalınlığı=belirtilen esit bosluk ölçülerinde



**SSI 128**  
**SİSTEM DETAYLARI**  
*SYSTEM DETAILS*

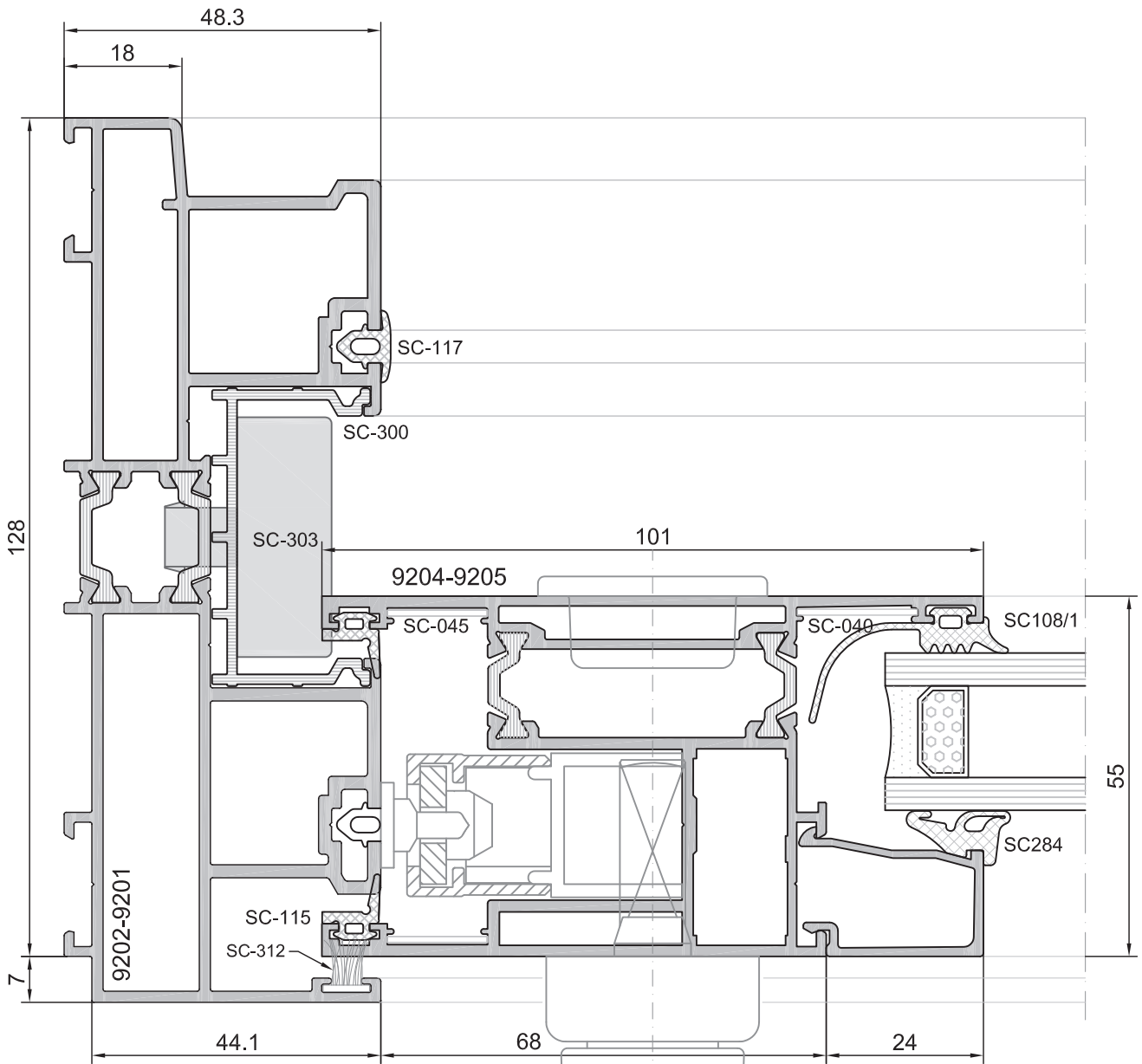
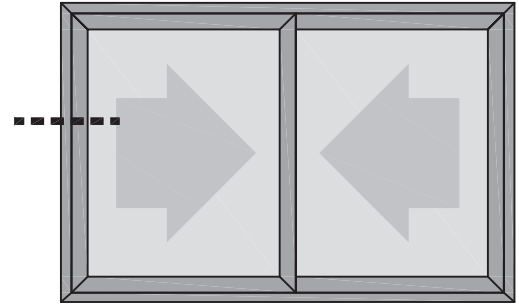


**I. BÖLÜM**  
**2 RAYLI**  
**SİSTEM DETAYLARI**



• PRENSİP DETAYLAR

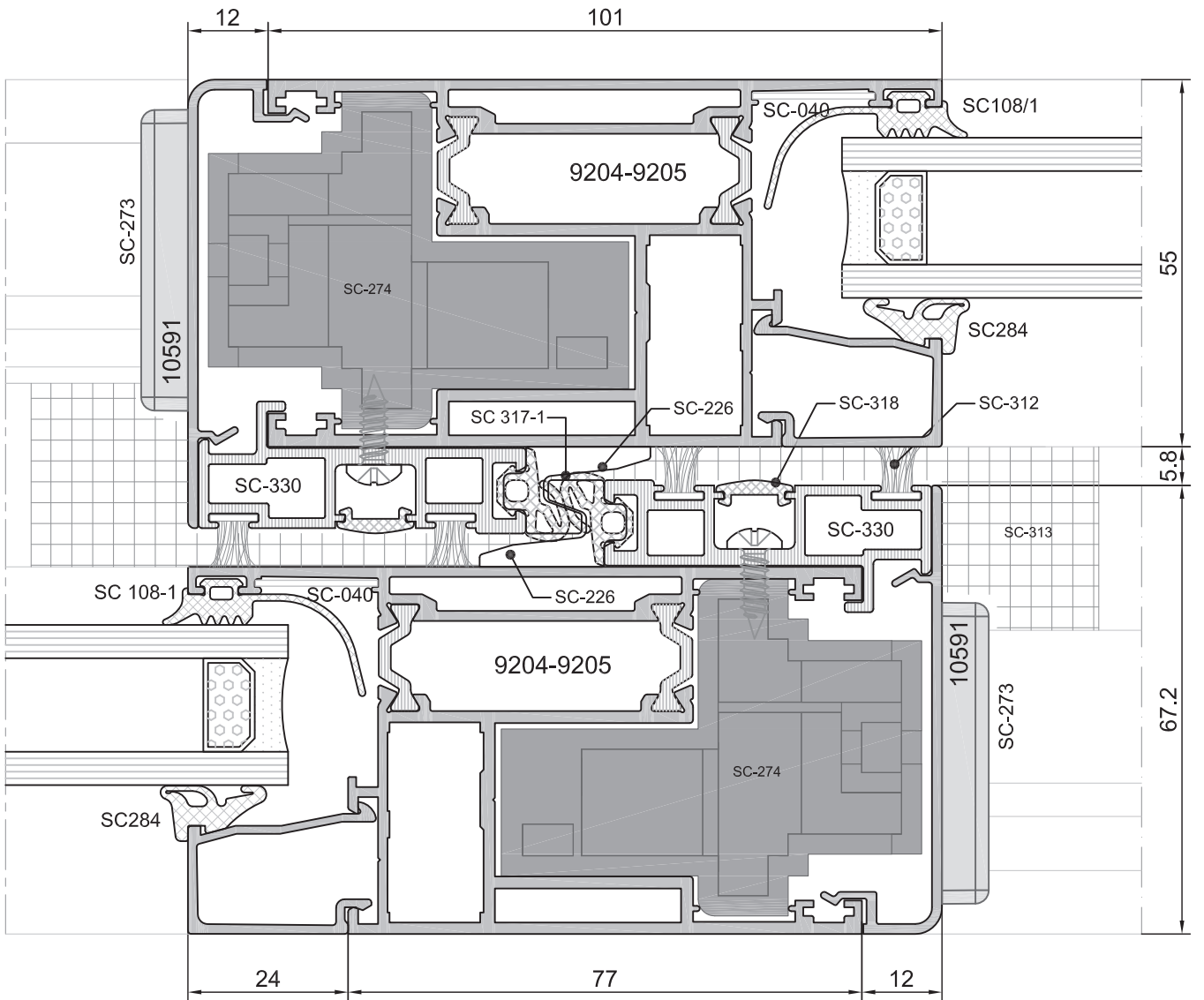
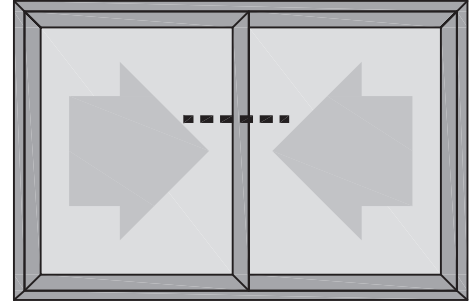
## İKİ RAYLI KASA SİSTEM DETAYLARI



Ölçek 1:1

• PRENSİP DETAYLAR

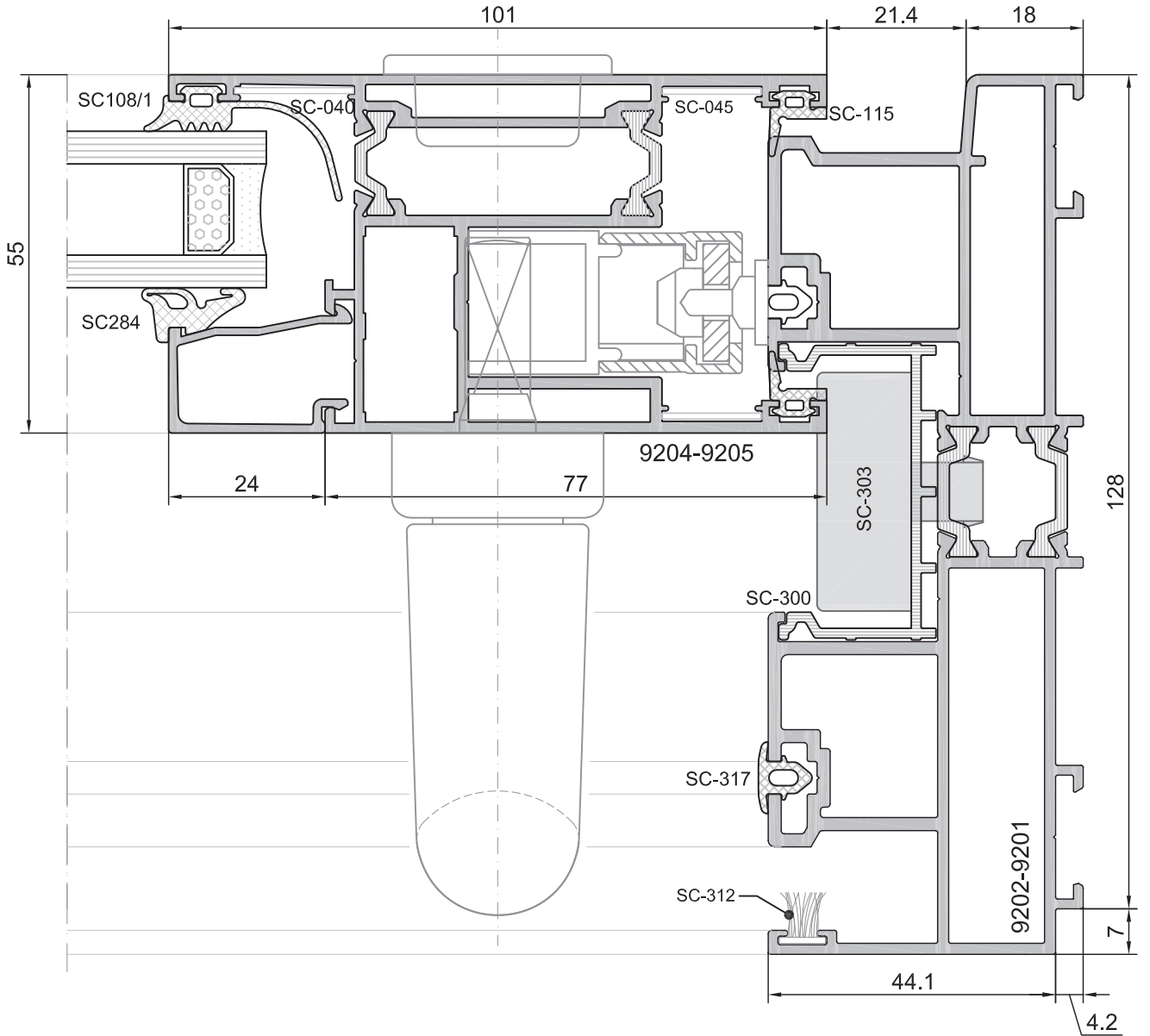
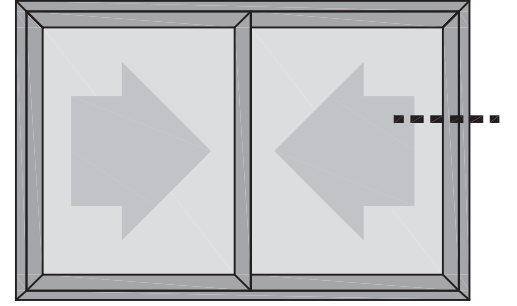
## İKİ RAYLI KASA SİSTEM DETAYLARI



Ölçek 1:1

• PRENSİP DETAYLAR

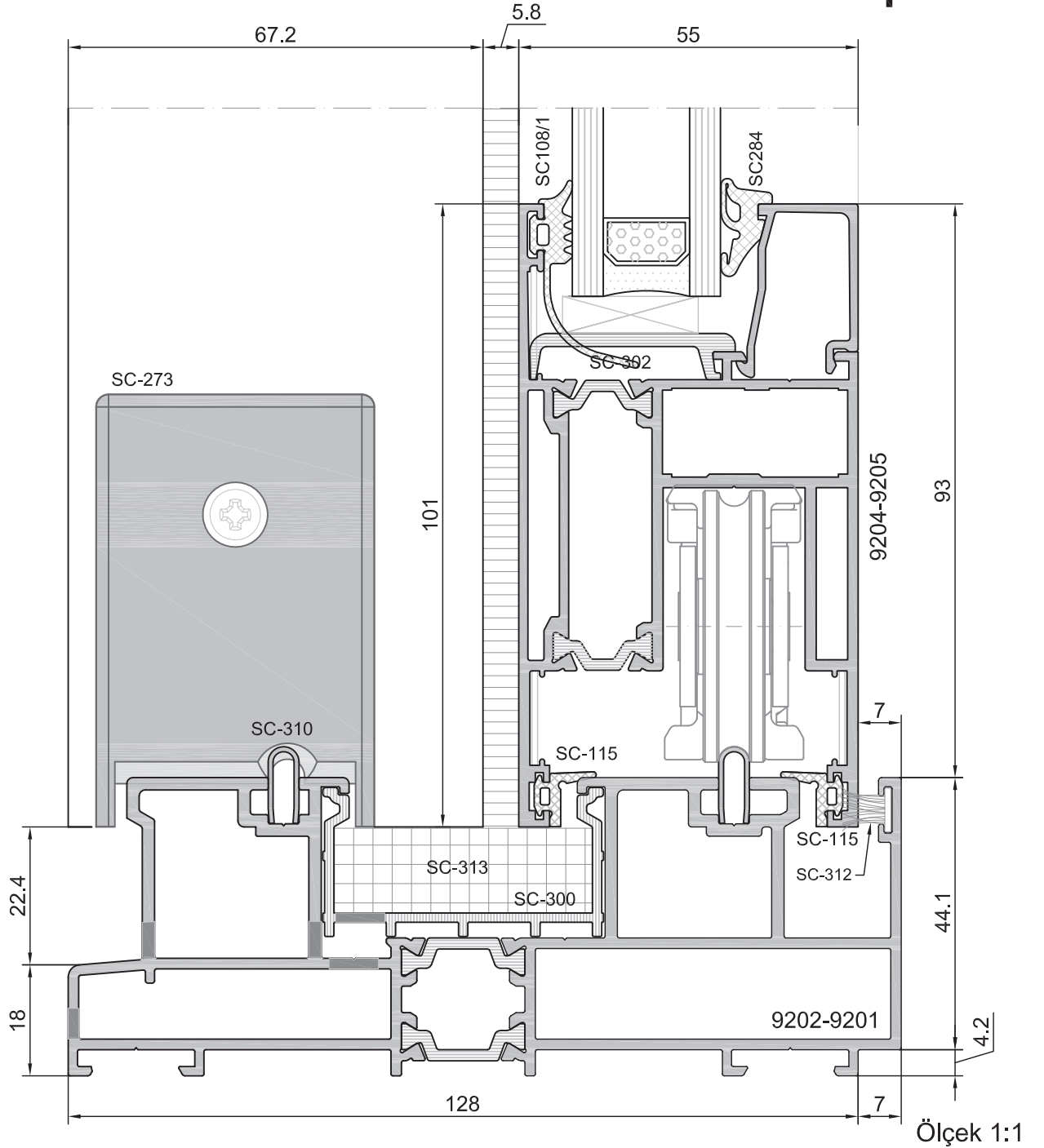
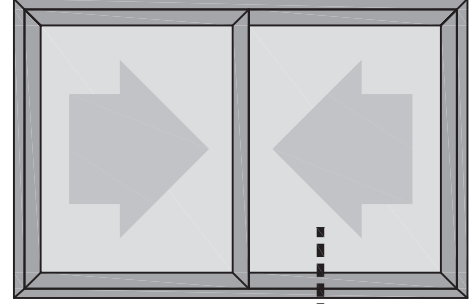
## İKİ RAYLI KASA SİSTEM DETAYLARI



Ölçek 1:1

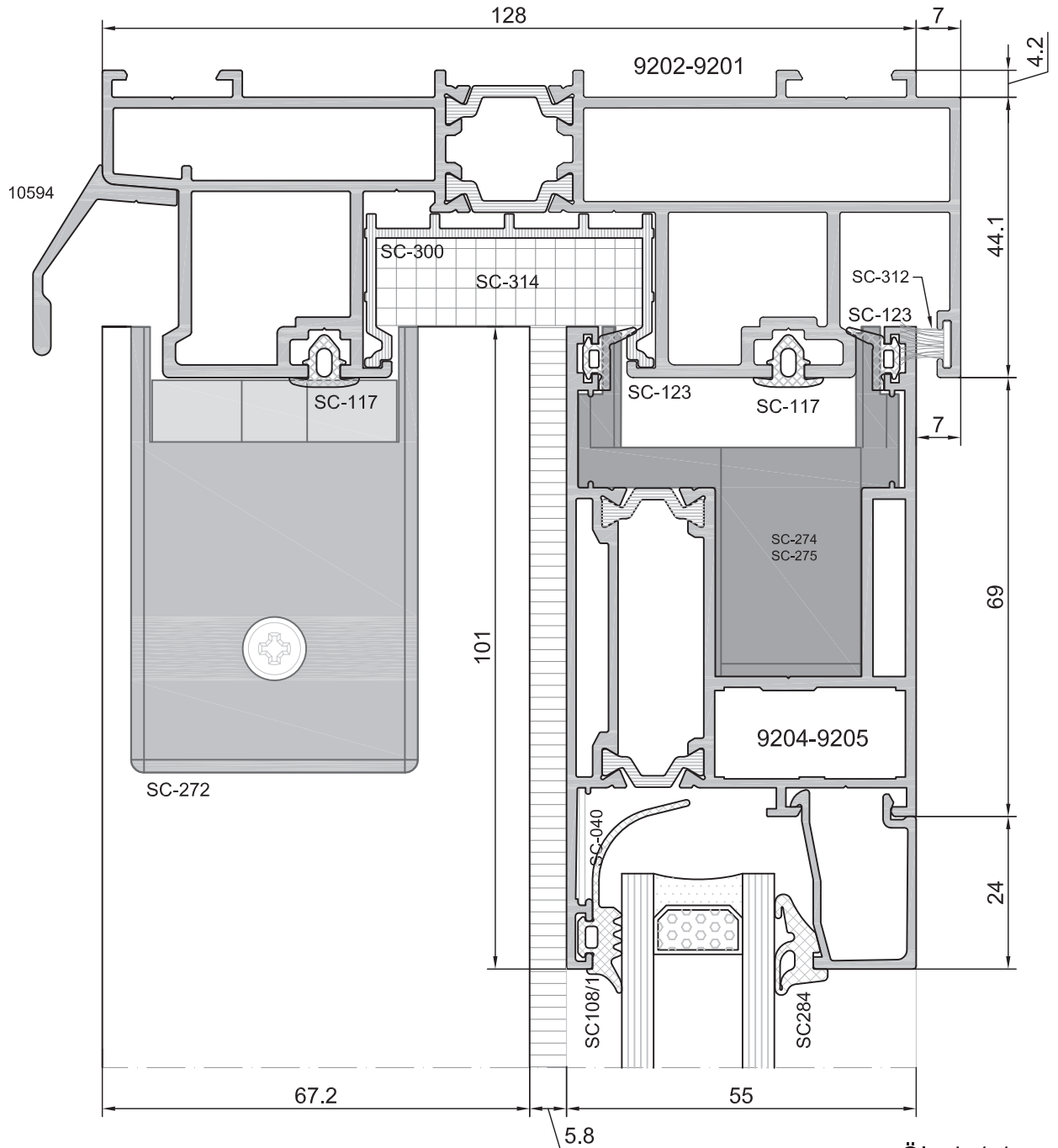
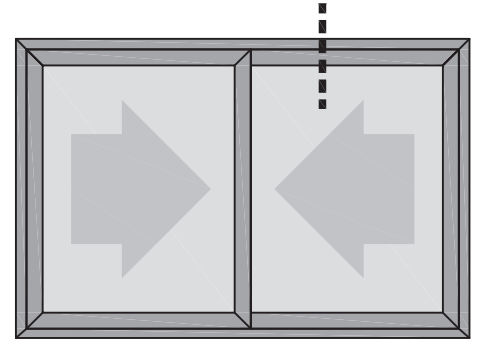
• PRENSİP DETAYLAR

## İKİ RAYLI KASA SİSTEM DETAYLARI



• PRENSİP DETAYLAR

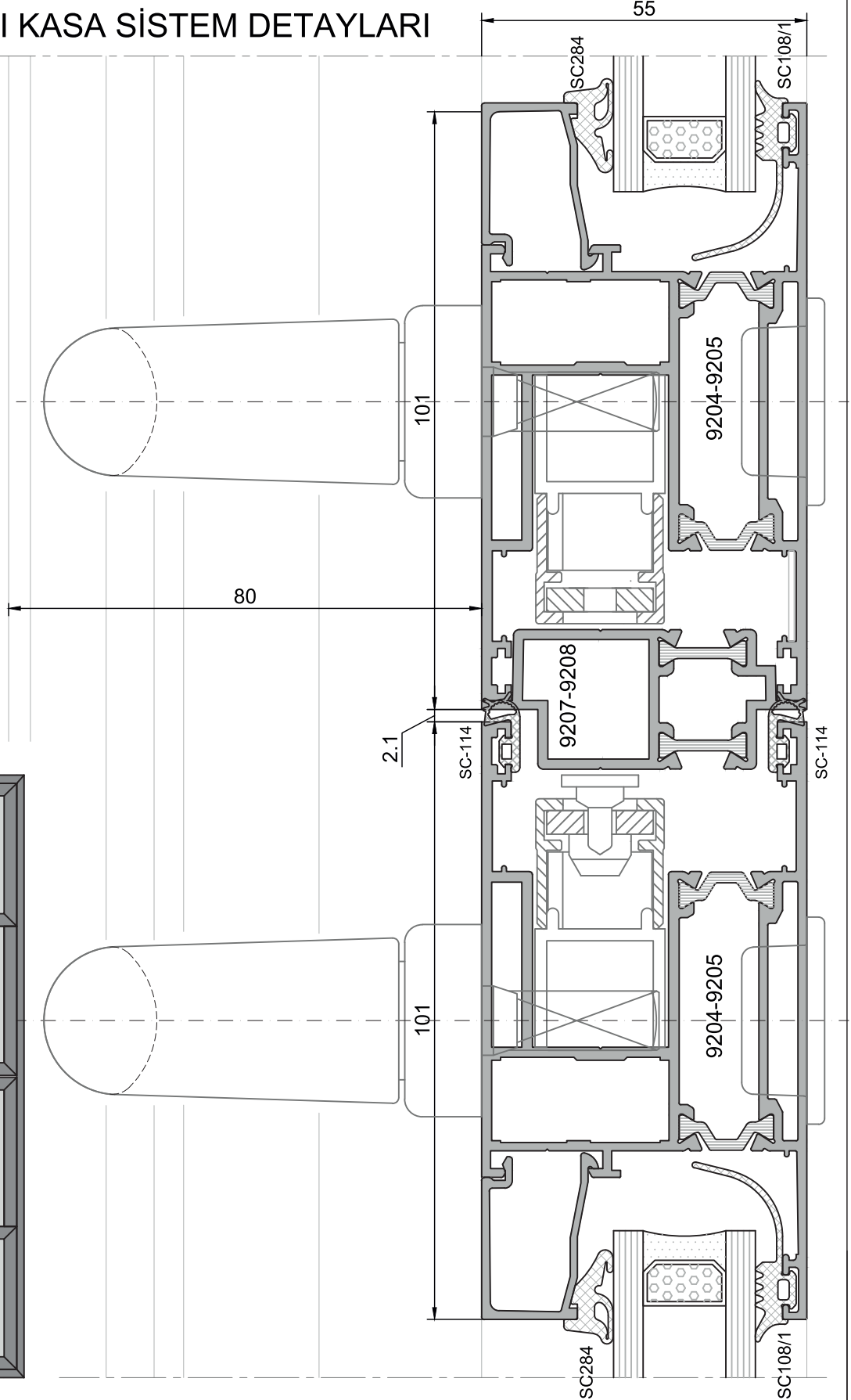
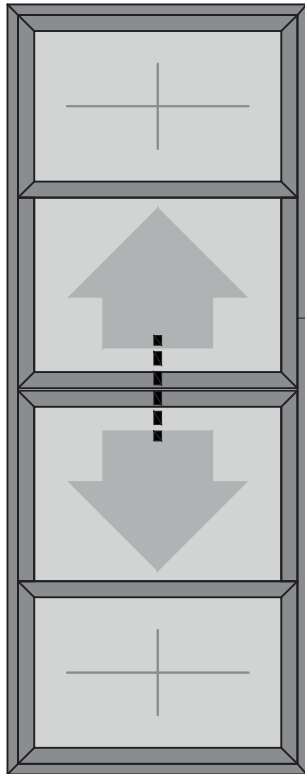
## İKİ RAYLI KASA SİSTEM DETAYLARI



• PRENSİP DETAYLAR

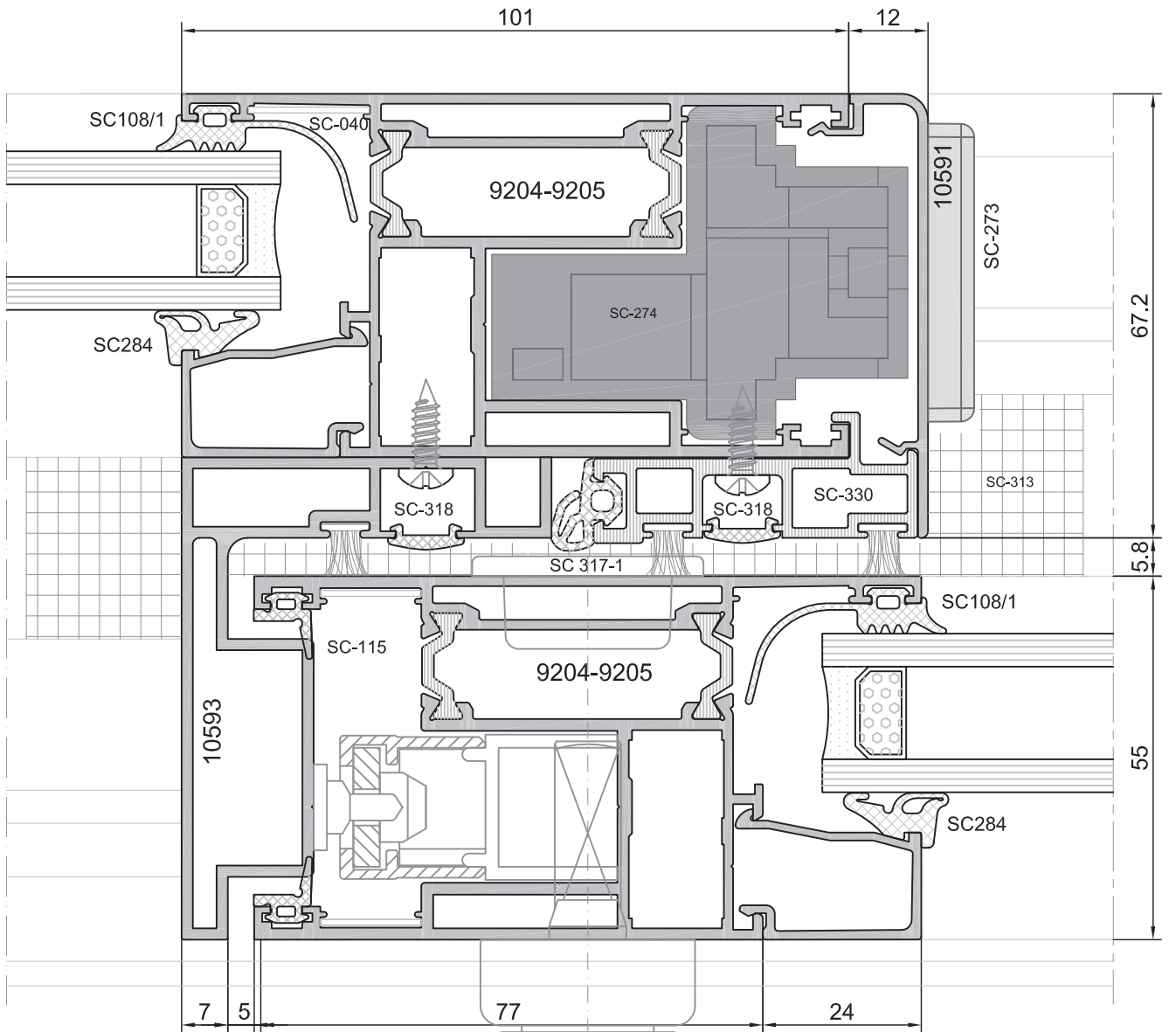
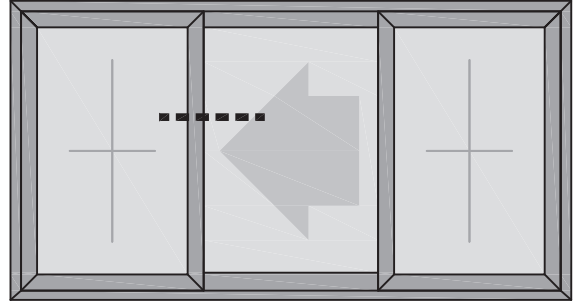
ÇİFT RAYLI KASA SİSTEM DETAYLARI

Ölçek 1:1



• PRENSİP DETAYLAR

## İKİ RAYLI KASA SİSTEM DETAYLARI



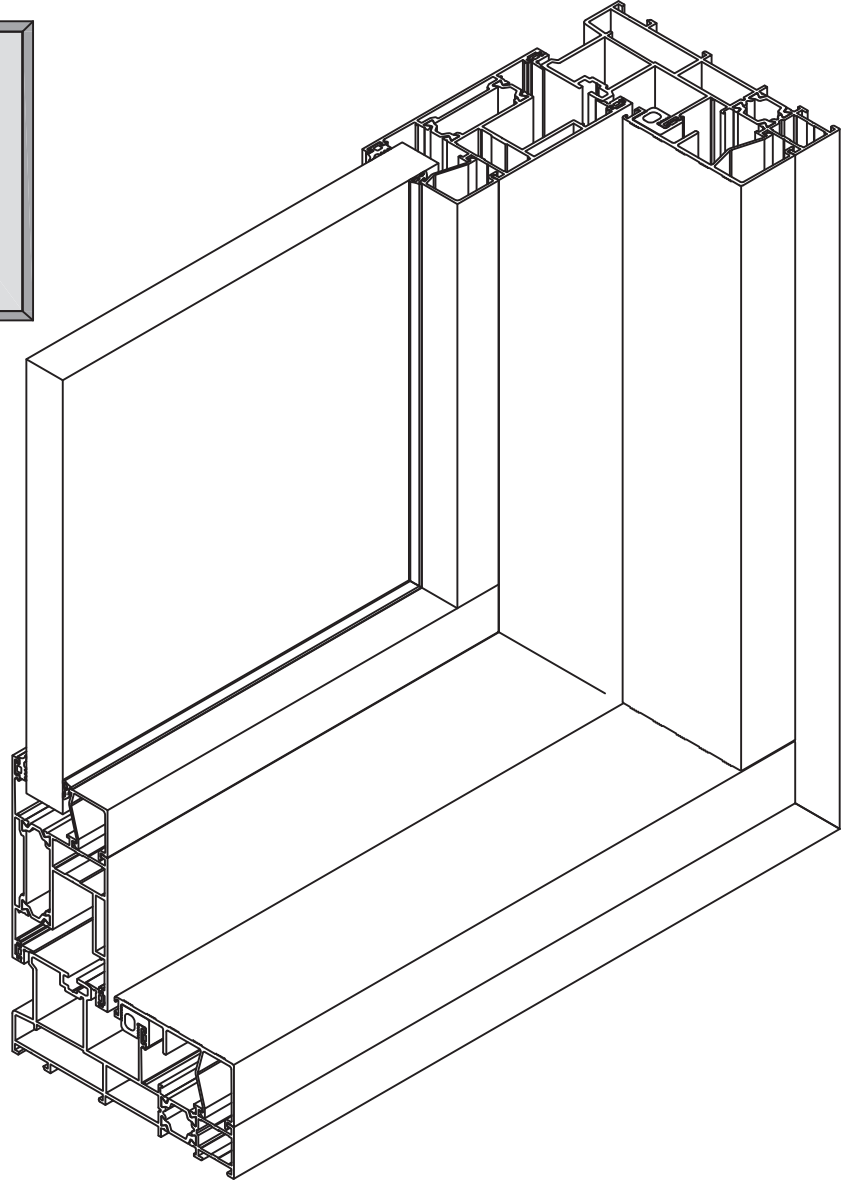
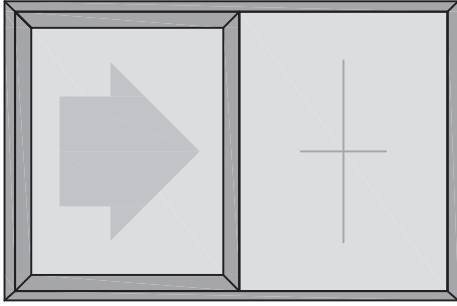
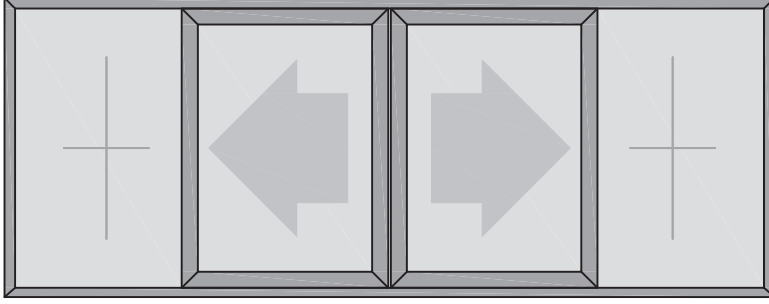
Ölçek 1:1



NOTES

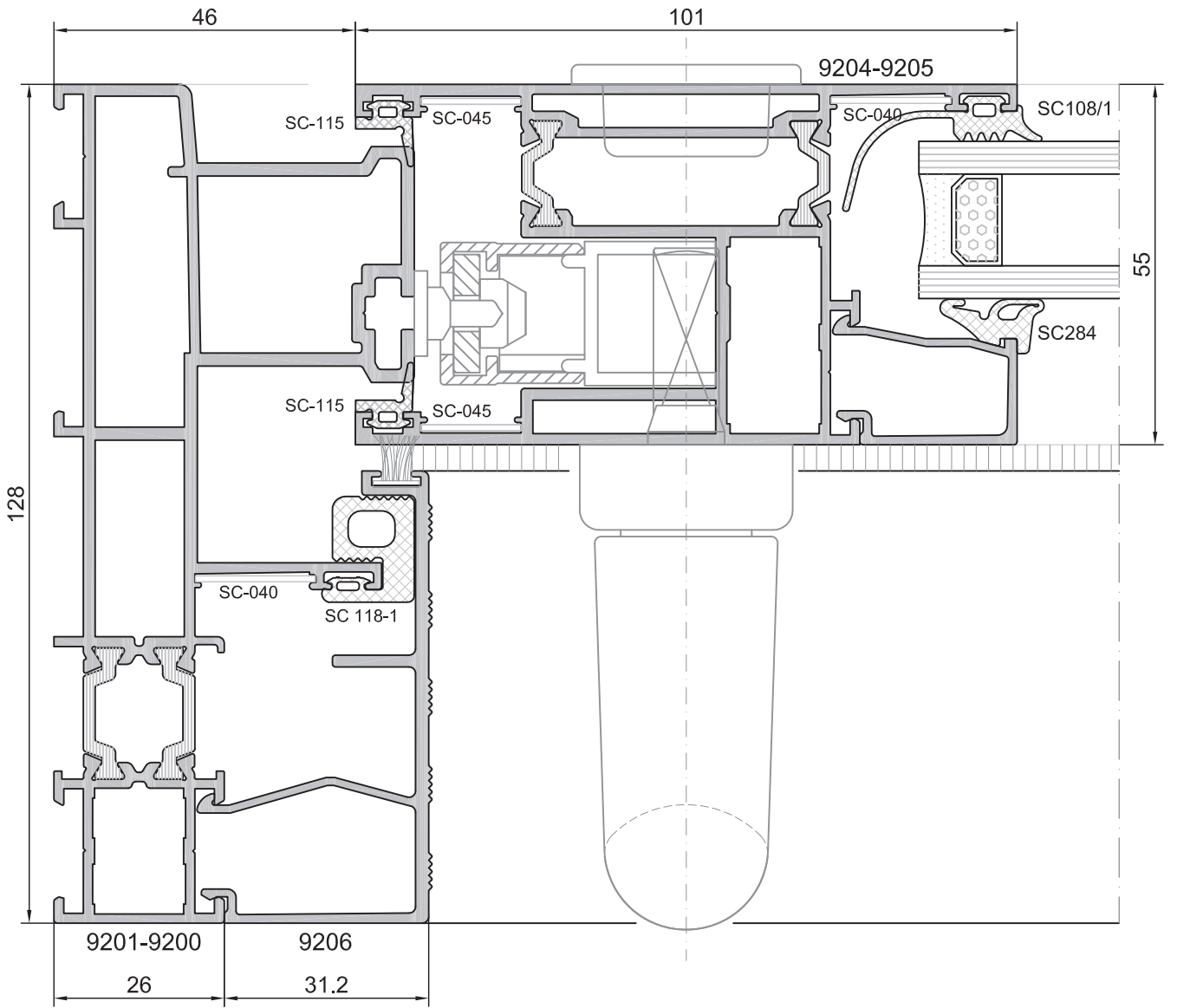
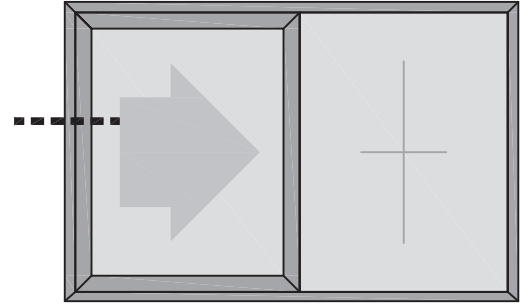
A series of horizontal dashed lines for writing notes.

## 2. BÖLÜM I RAYLI - KASALI SİSTEM DETAYLARI



• PRENSİP DETAYLAR

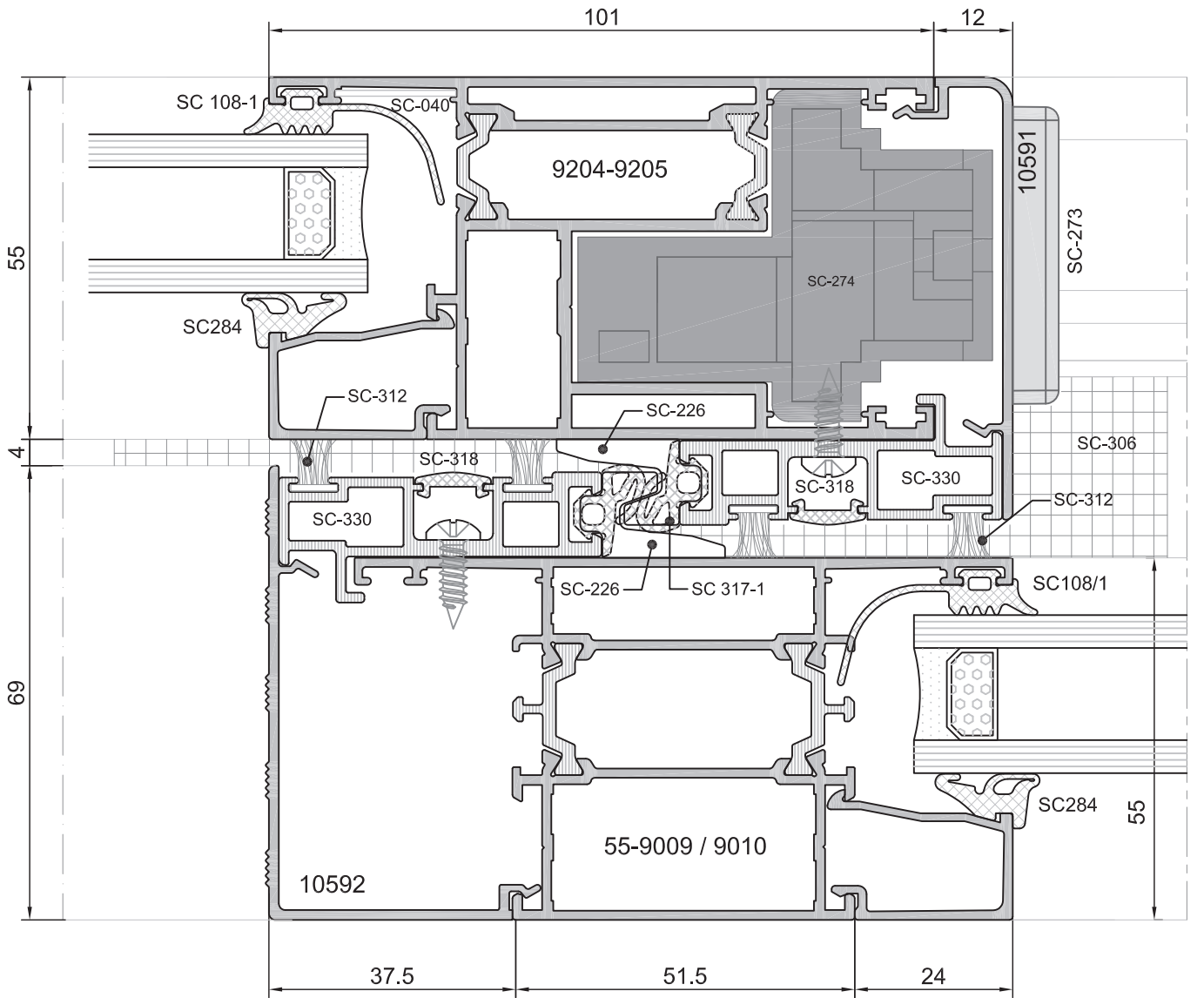
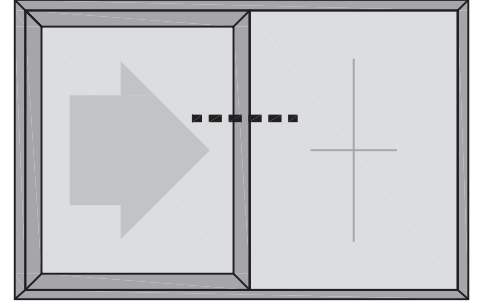
## TEK RAYLI KASA SİSTEM DETAYLARI



Ölçek 1:1

• PRENSİP DETAYLAR

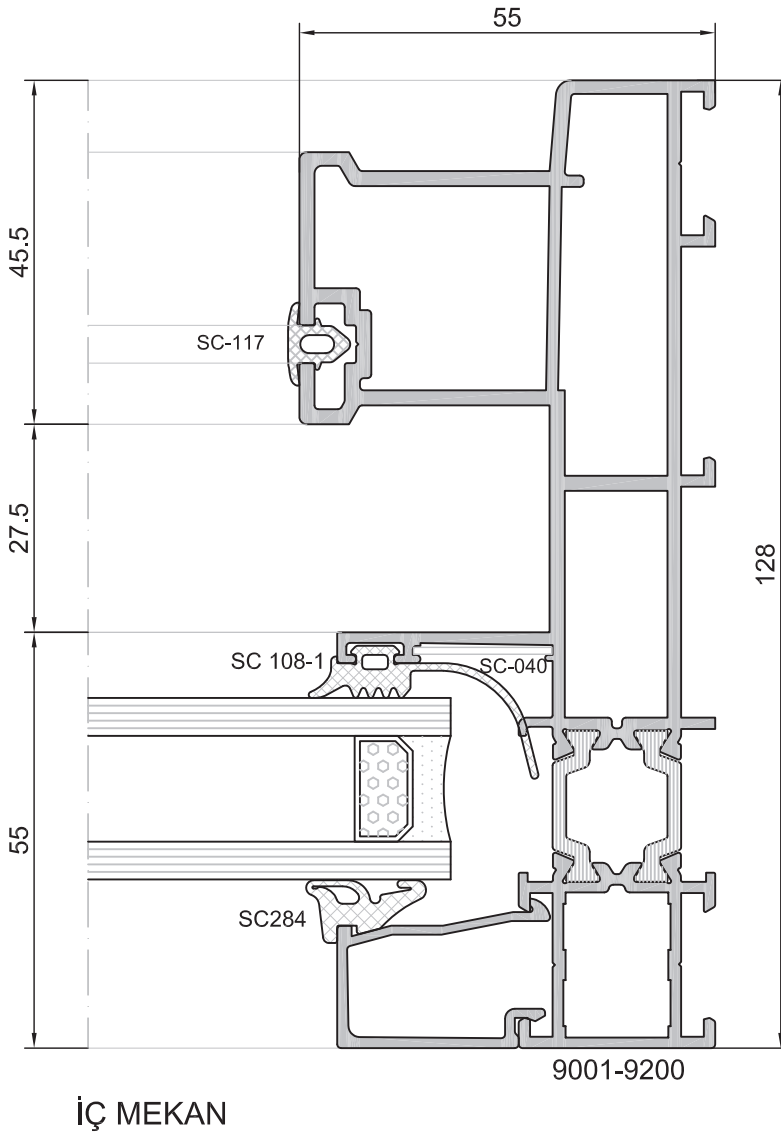
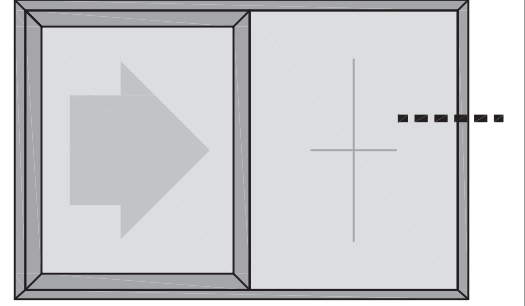
TEK RAYLI KASA  
SİSTEM DETAYLARI



Ölçek 1:1

• PRENSİP DETAYLAR

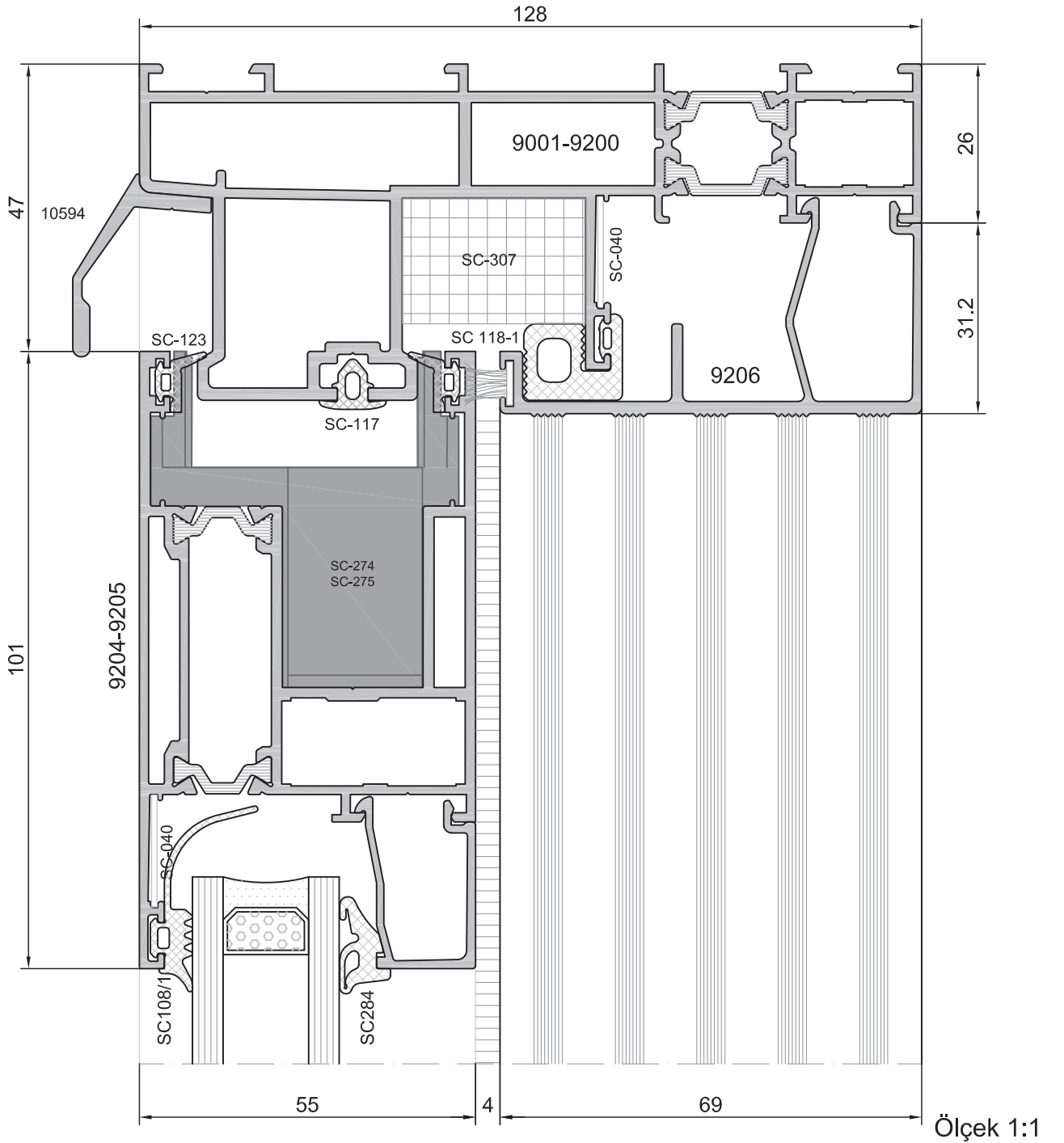
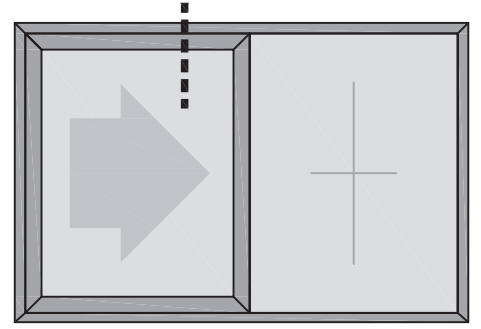
## TEK RAYLI KASA SİSTEM DETAYLARI



Ölçek 1:1

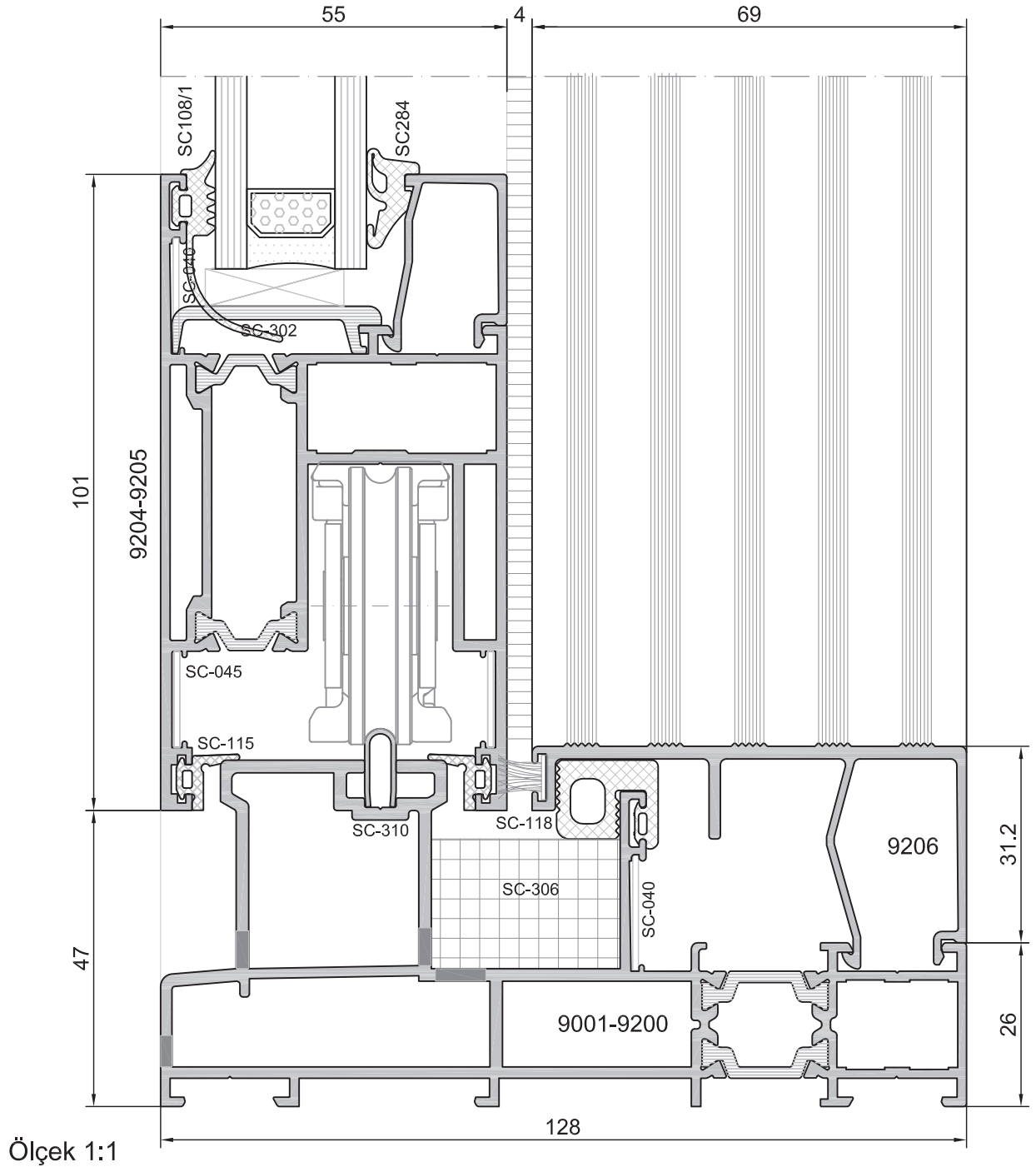
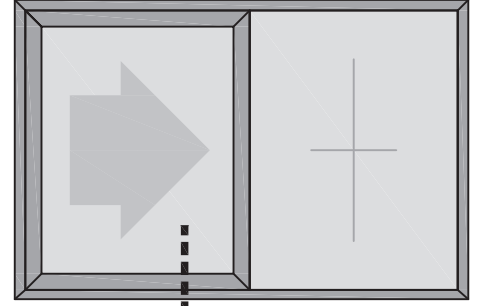
• PRENSİP DETAYLAR

## TEK RAYLI KASA SİSTEM DETAYLARI



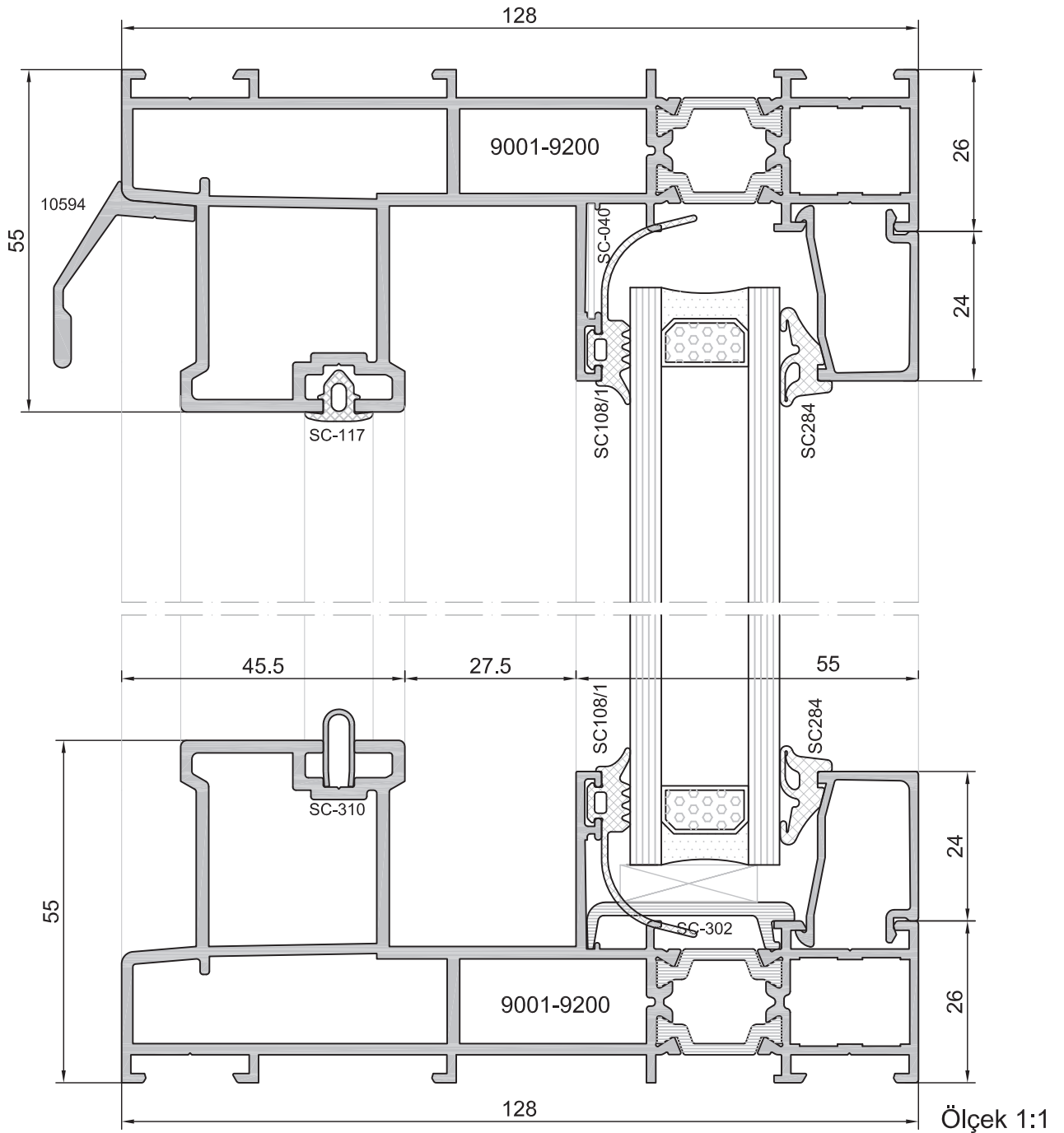
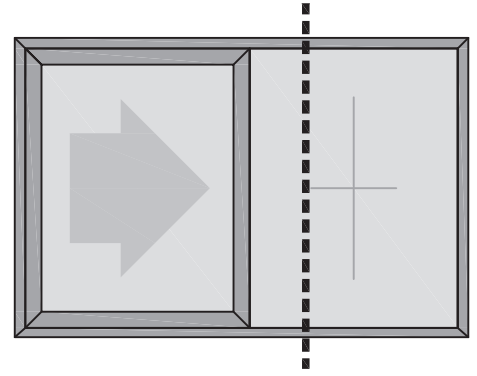
• PRENSİP DETAYLAR

TEK RAYLI KASA  
SİSTEM DETAYLARI



• PRENSİP DETAYLAR

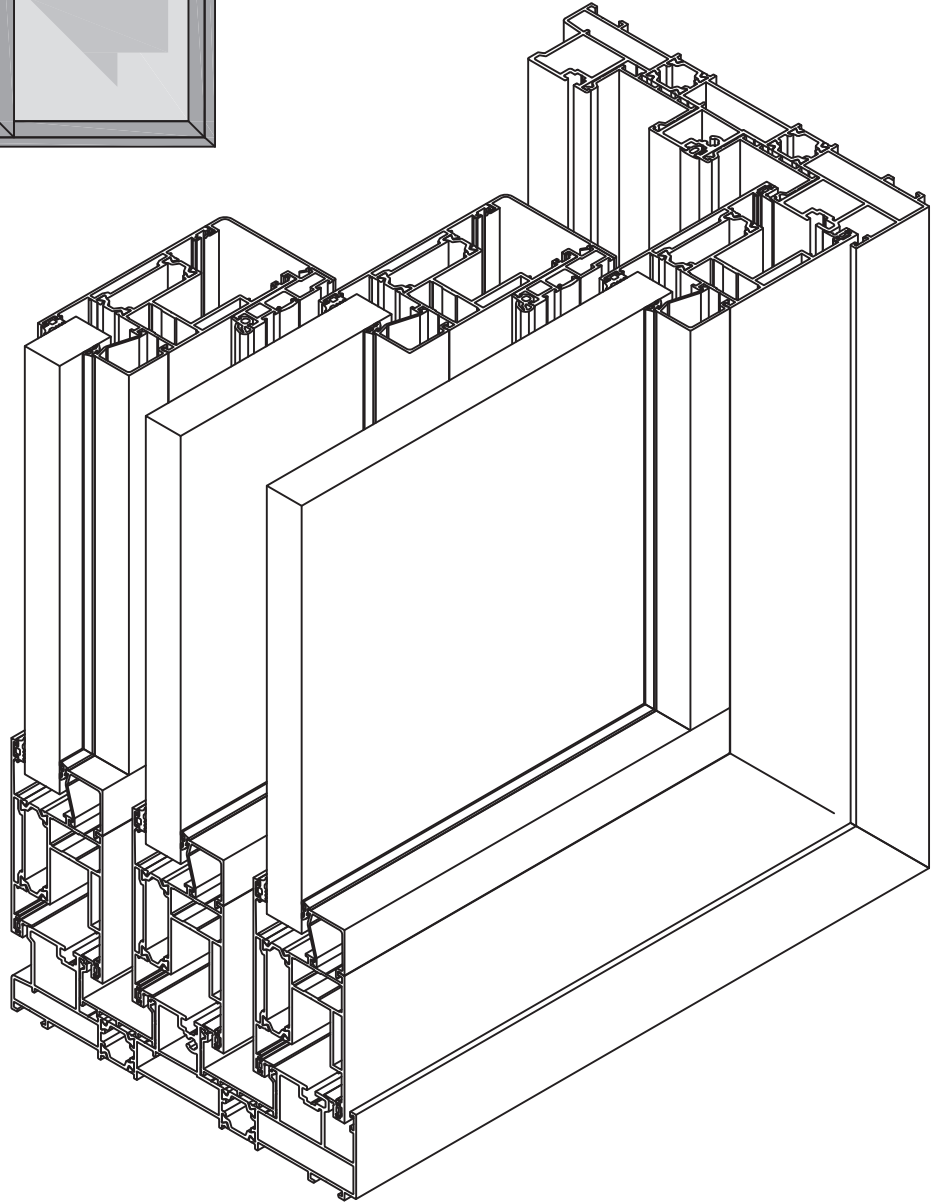
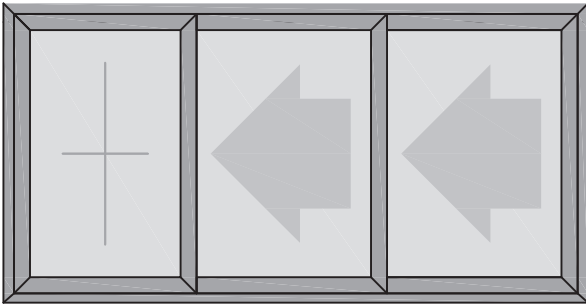
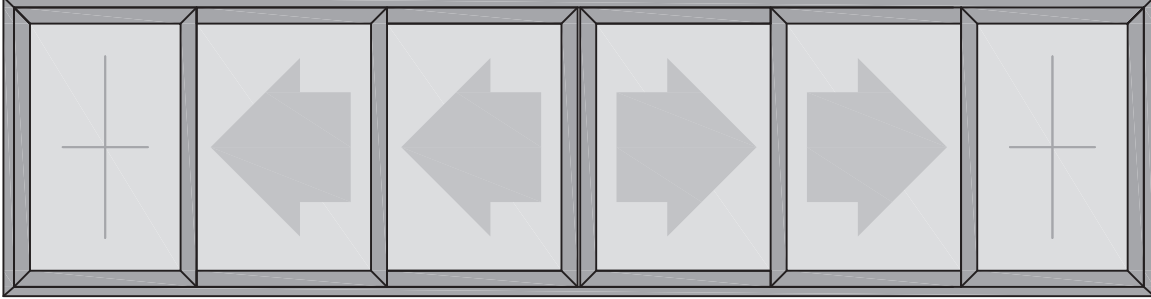
## TEK RAYLI KASA SİSTEM DETAYLARI





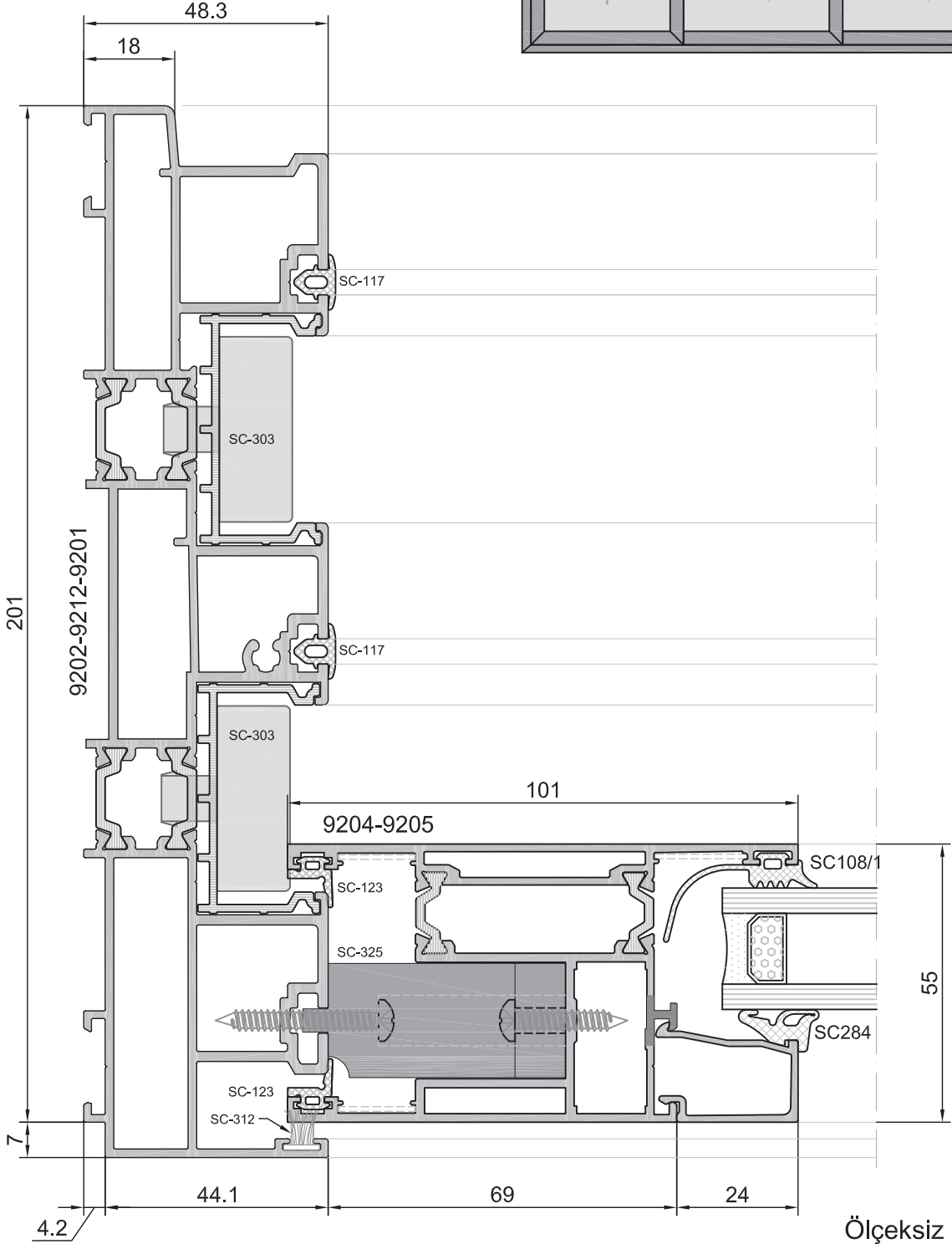
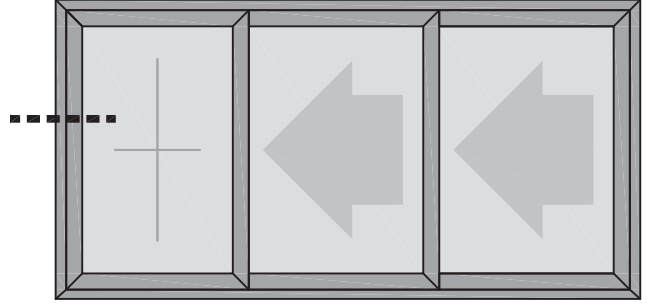


## 3. BÖLÜM 3 RAYLI SİSTEM DETAYLARI



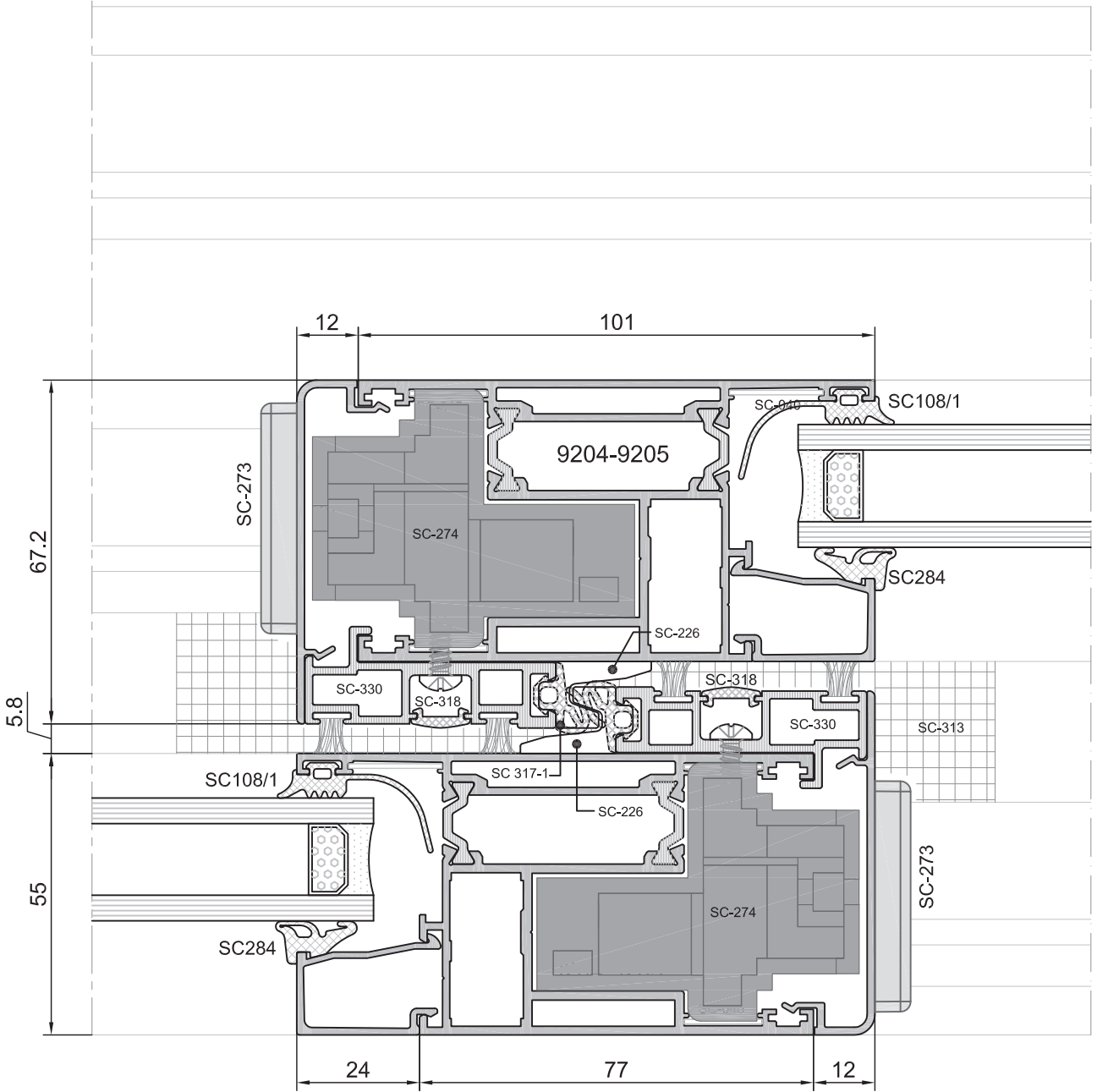
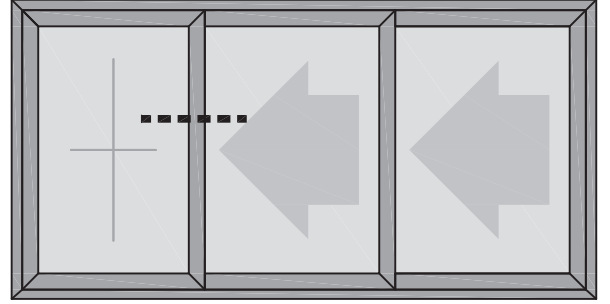
• PRENSİP DETAYLAR

## 3 RAYLI KASA SİSTEM DETAYLARI



• PRENSİP DETAYLAR

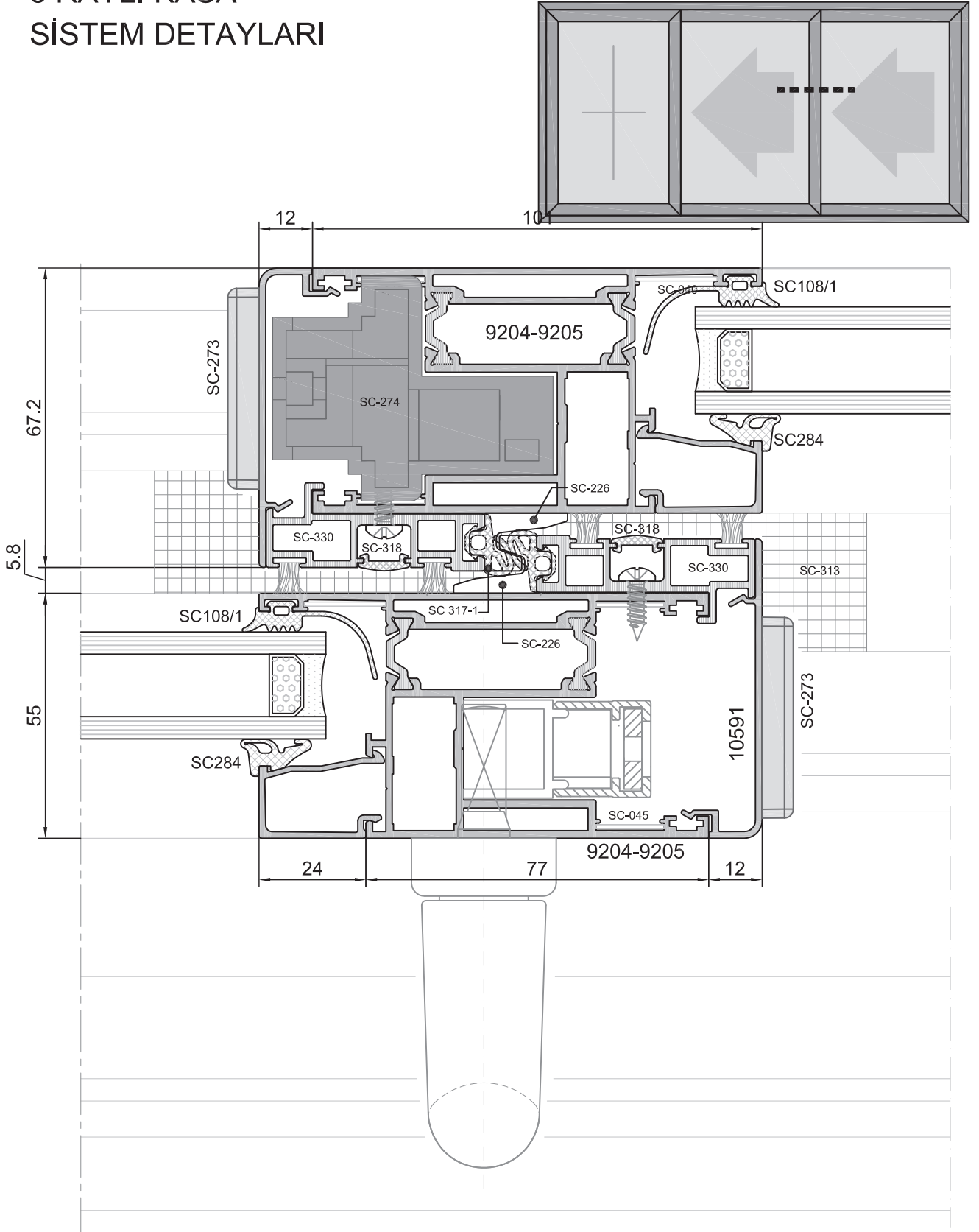
3 RAYLI KASA  
SİSTEM DETAYLARI



Ölçeksiz

• PRENSİP DETAYLAR

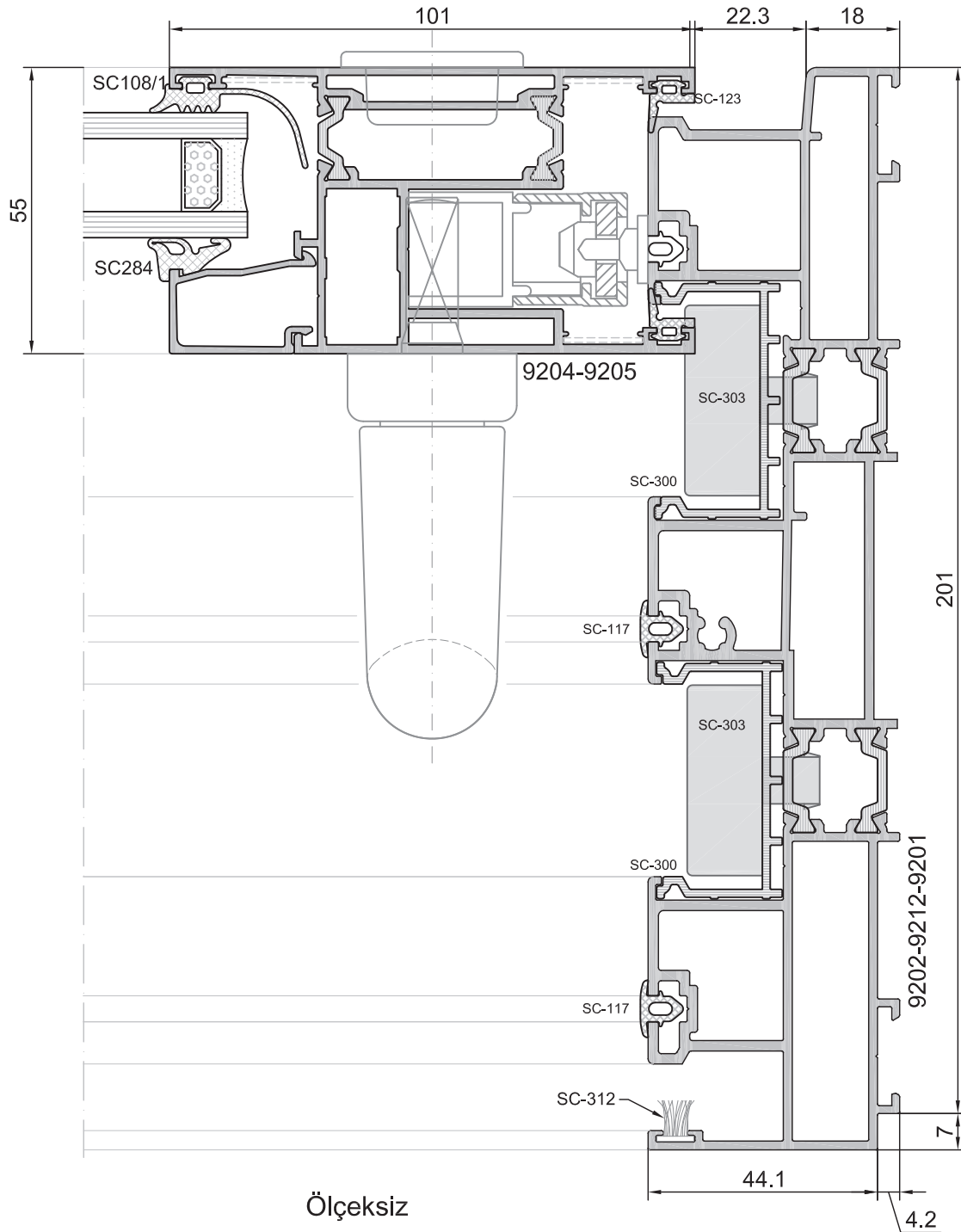
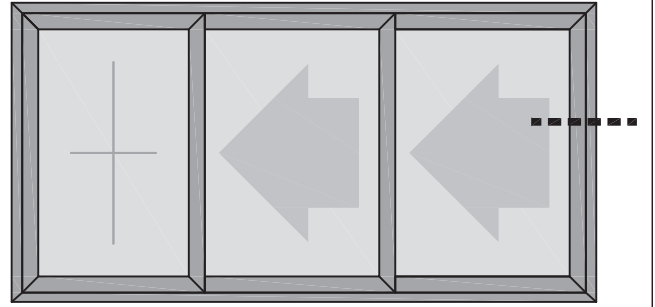
3 RAYLI KASA  
SİSTEM DETAYLARI



Ölçeksiz

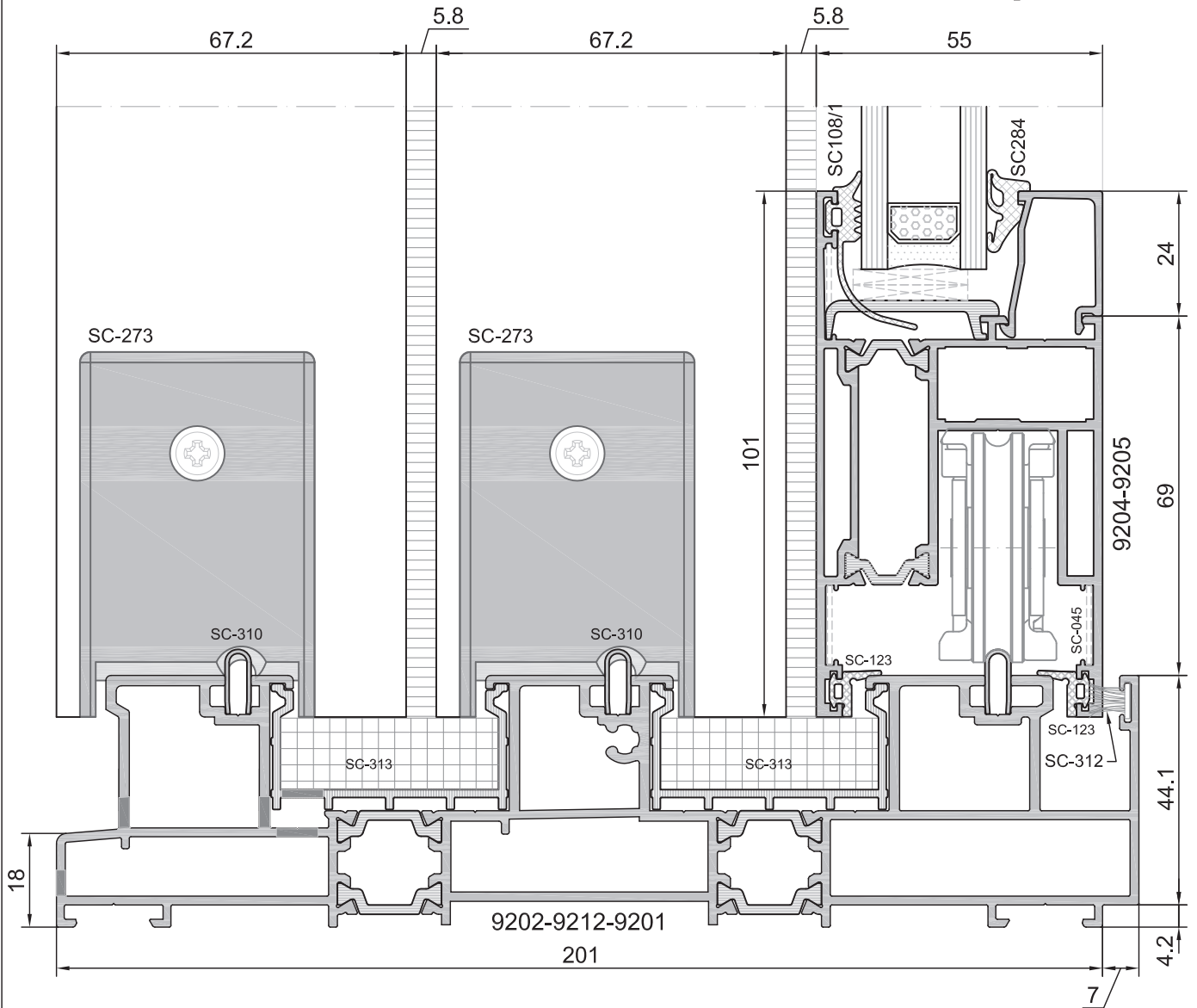
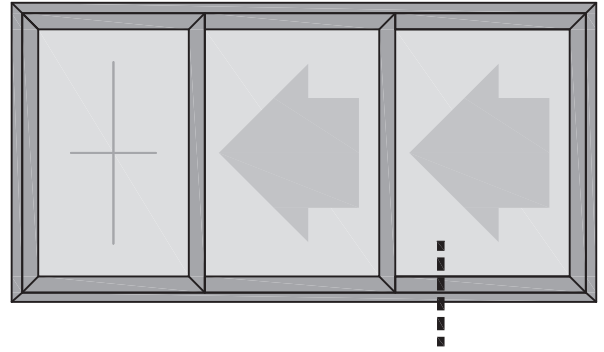
• PRENSİP DETAYLAR

## 3 RAYLI KASA SİSTEM DETAYLARI



• PRENSİP DETAYLAR

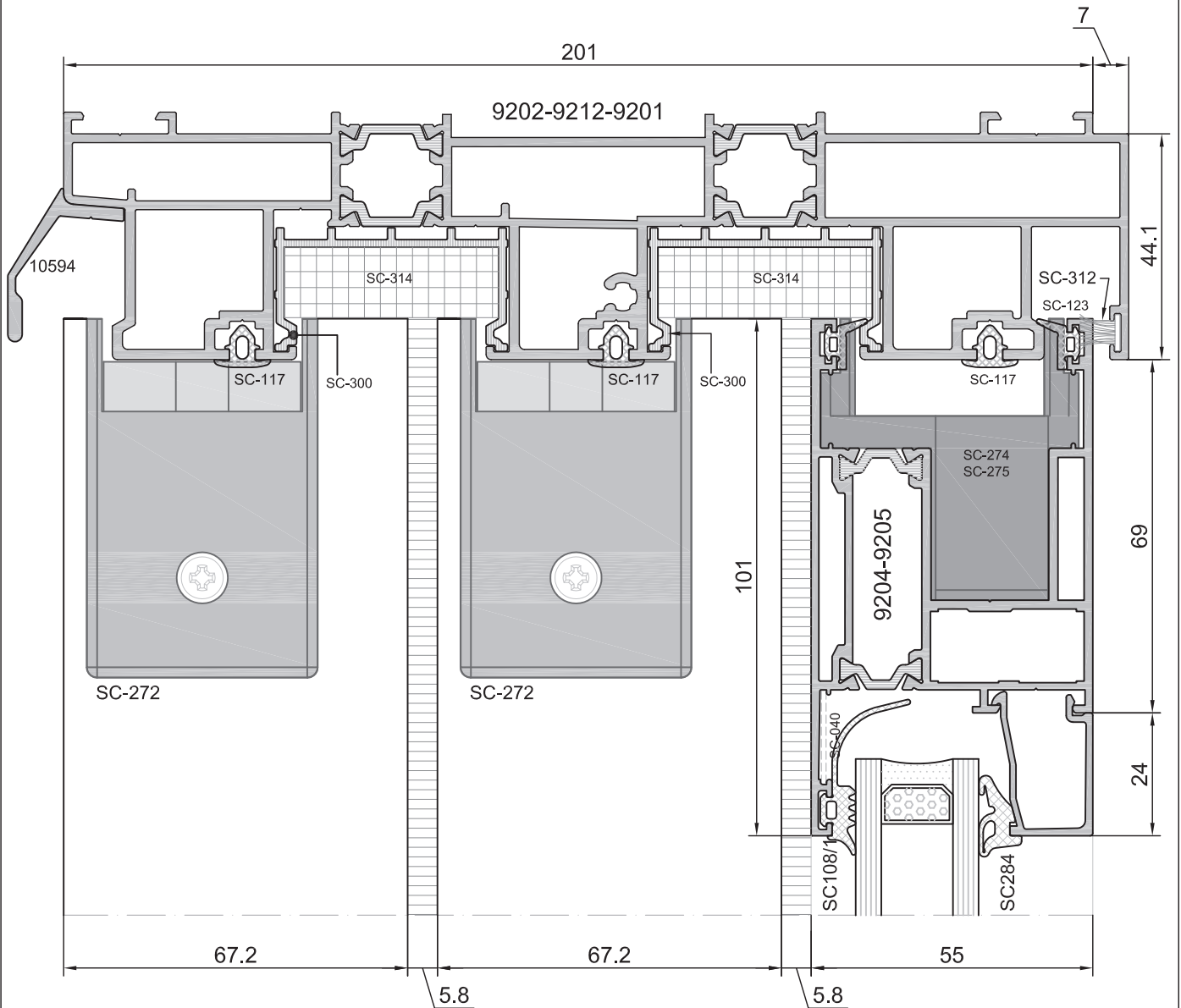
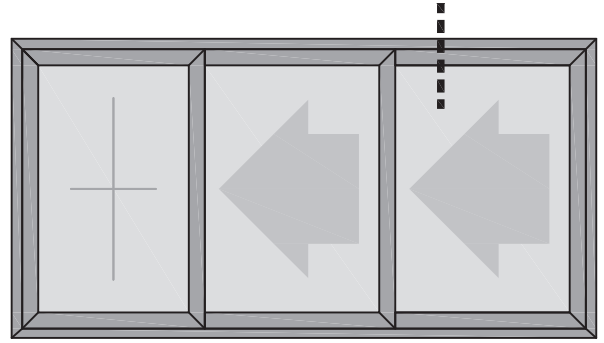
## 3 RAYLI KASA SİSTEM DETAYLARI



Ölçeksiz

• PRENSİP DETAYLAR

## 3 RAYLI KASA SİSTEM DETAYLARI



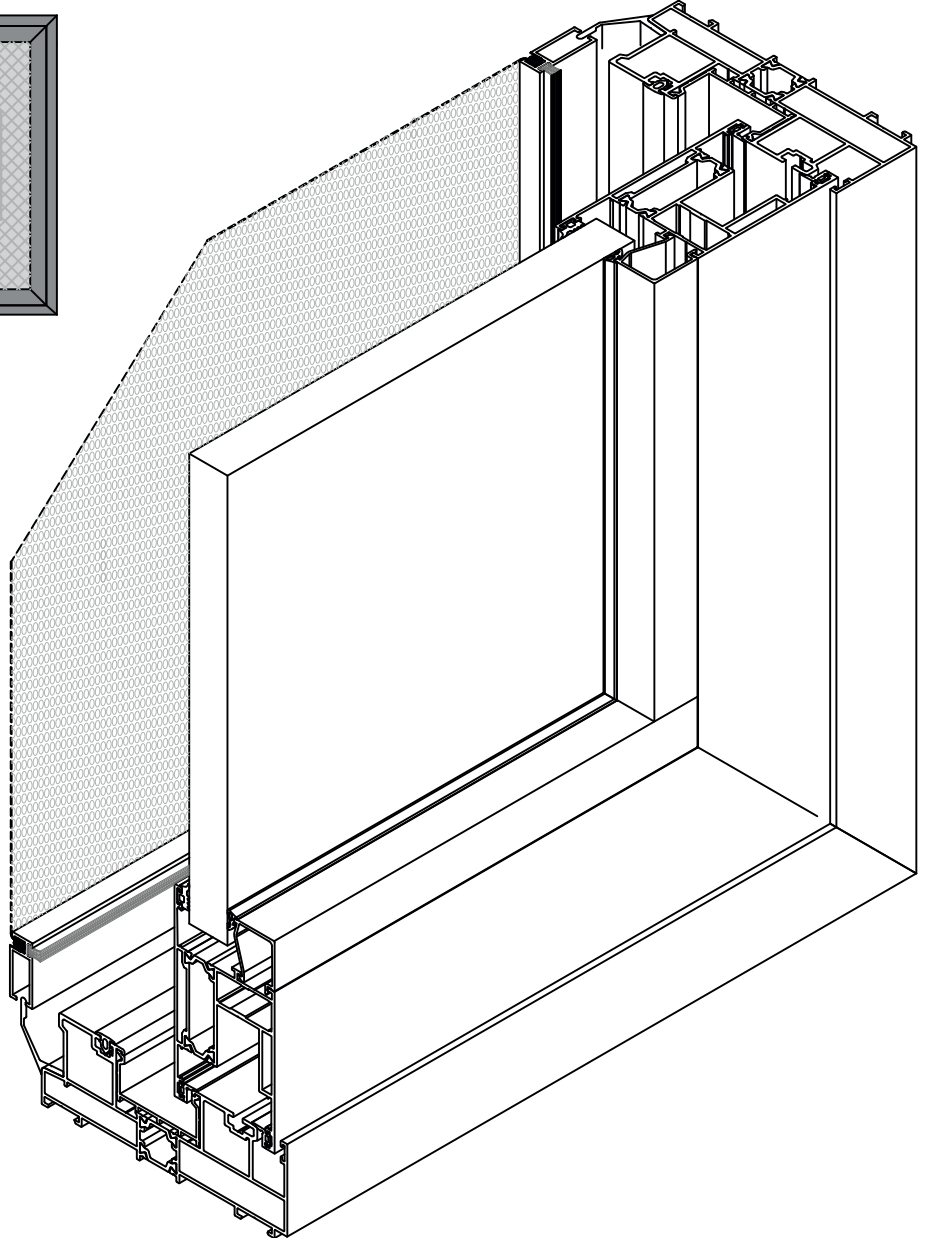
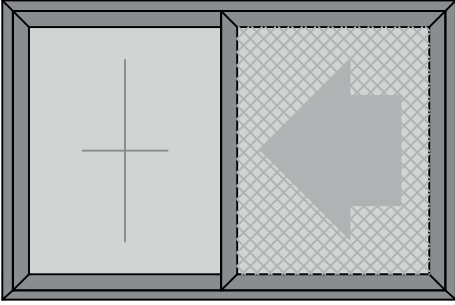
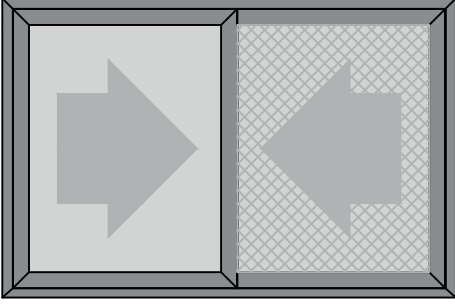
Ölçeksiz



## 4. BÖLÜM

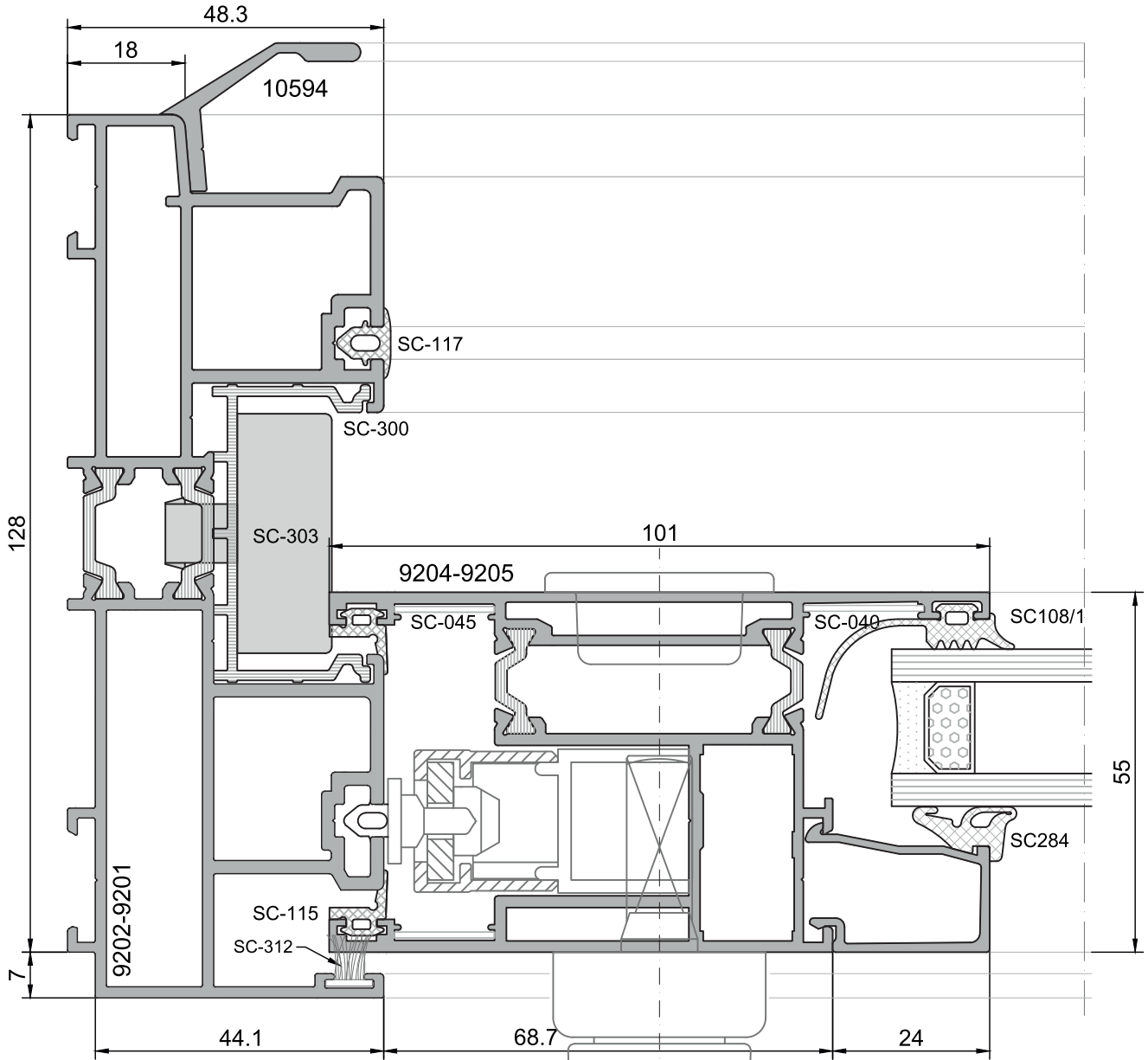
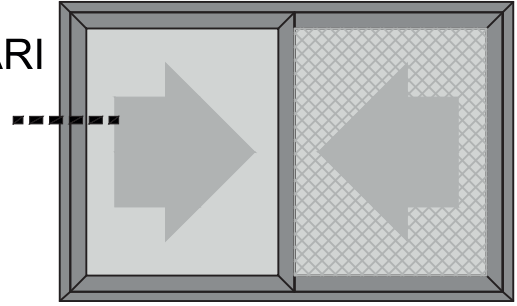
### 2 RAYLI SİSTEM

### SİNEKLİK DETAYLARI



• PRENSİP DETAYLAR

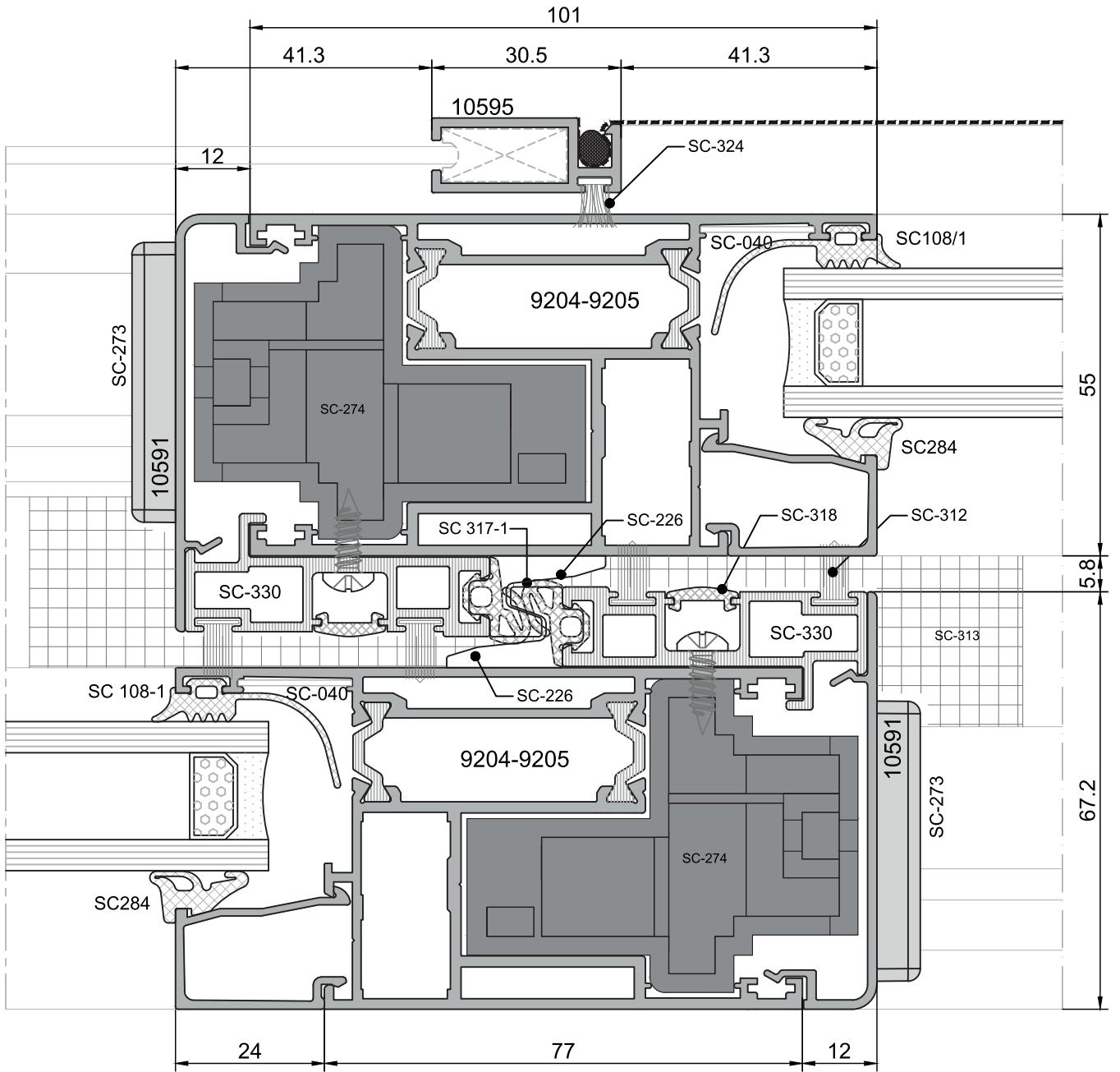
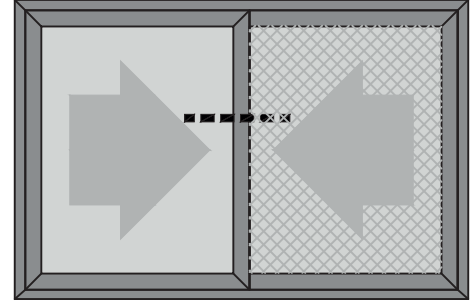
İKİ RAYLI KASA  
SİNEKLİKLİ SİSTEM DETAYLARI



Ölçek 1:1

• PRENSİP DETAYLAR

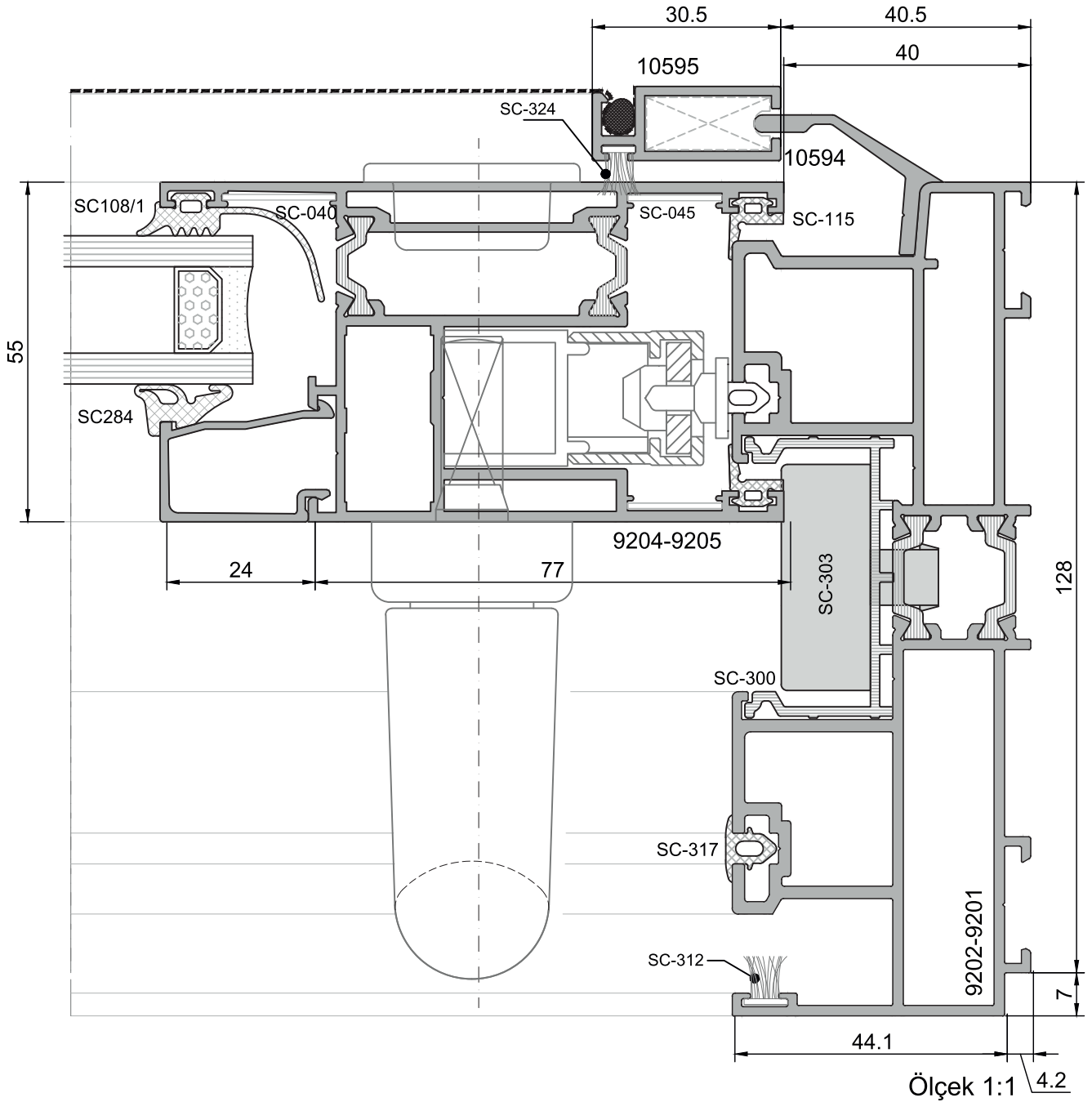
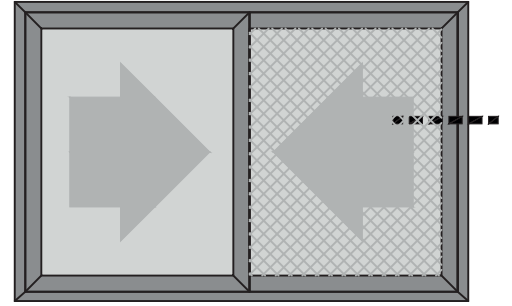
İKİ RAYLI KASA  
SİNEKLİKLİ SİSTEM DETAYLARI



Ölçek 1:1

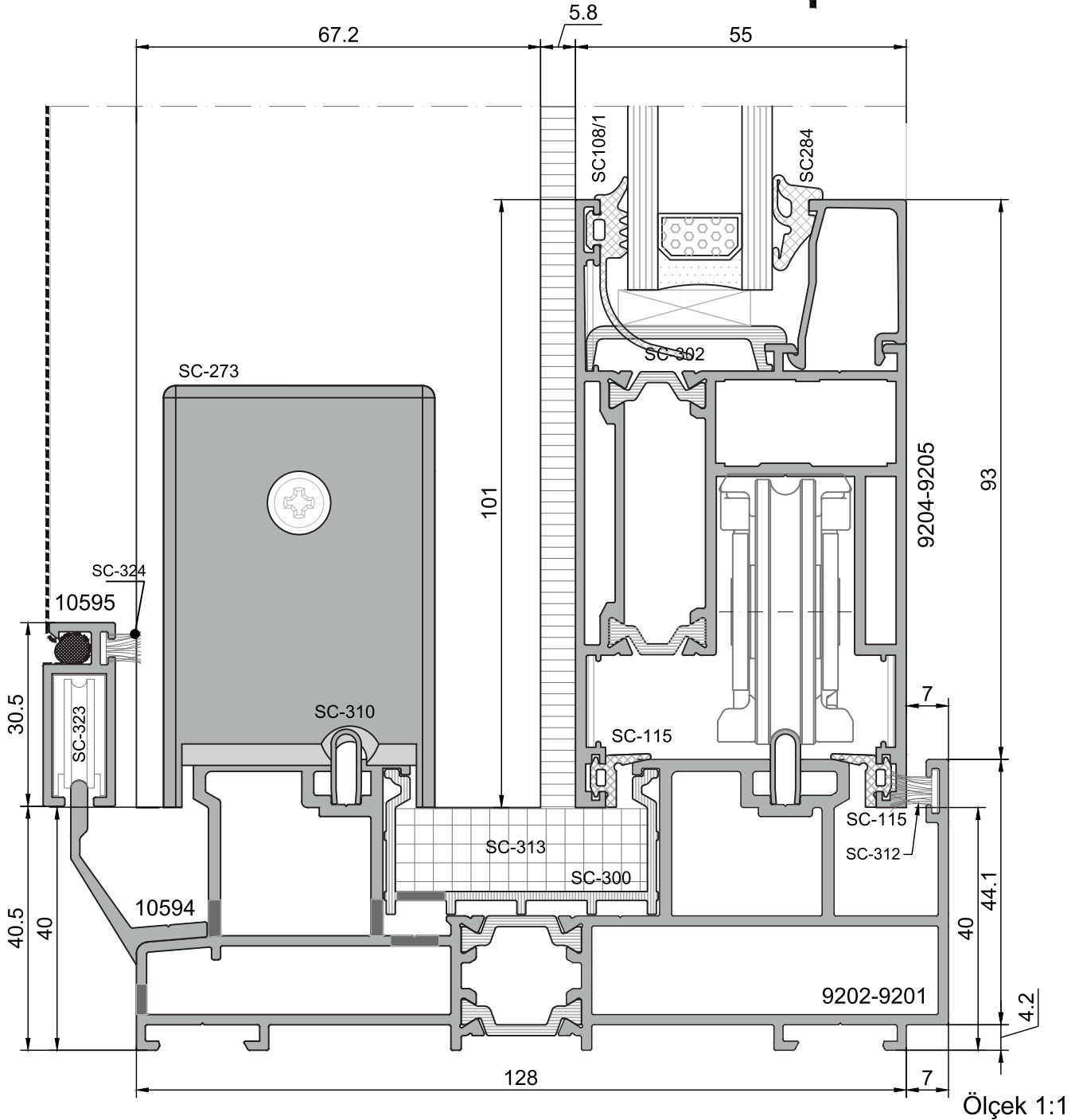
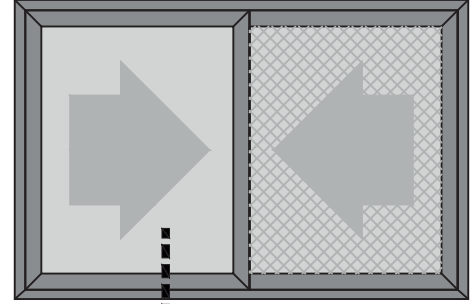
• PRENSİP DETAYLAR

İKİ RAYLI KASA  
SİNEKLİKLİ SİSTEM DETAYLARI



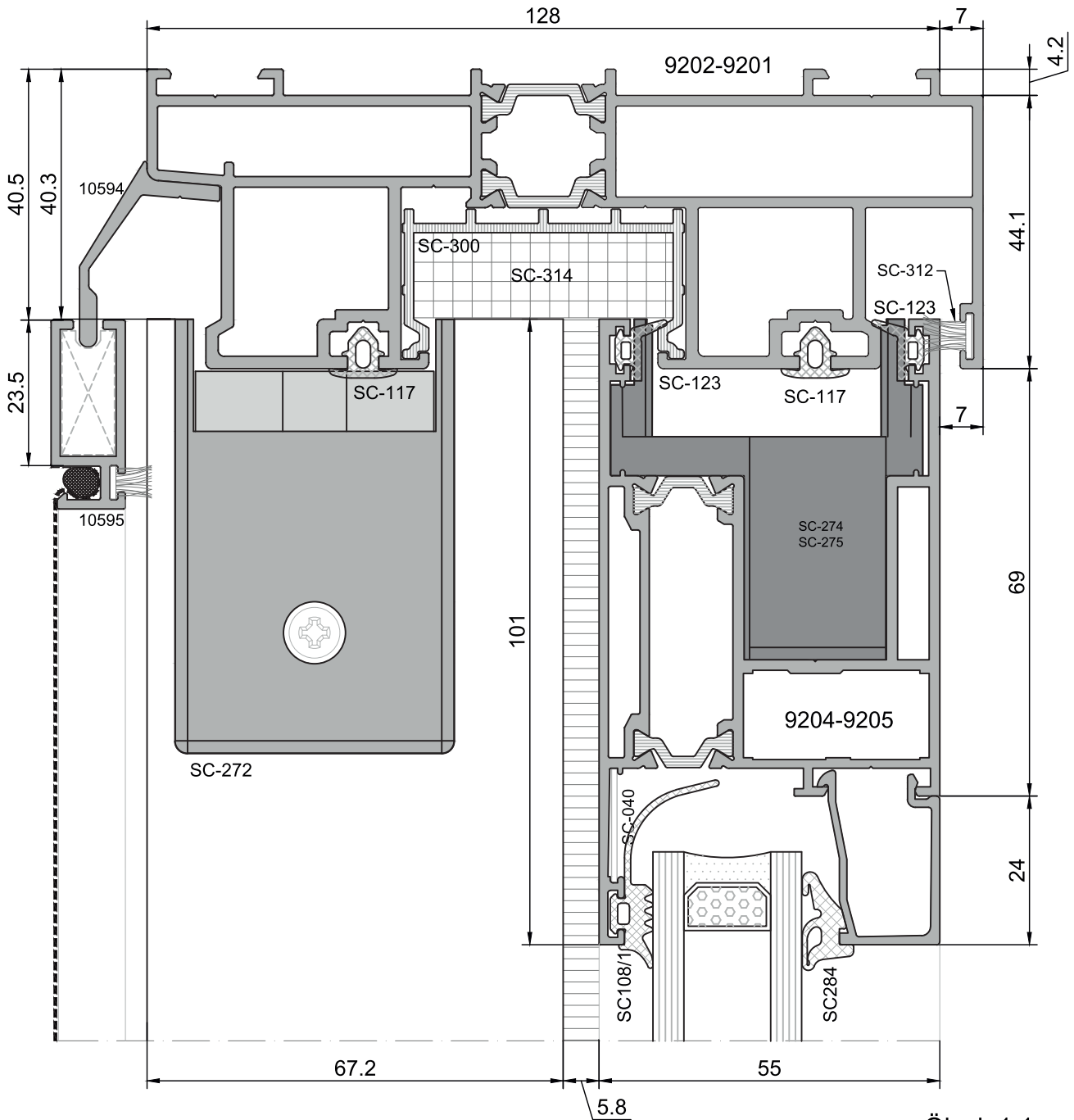
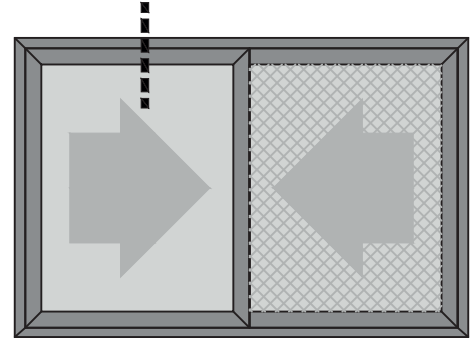
• PRENSİP DETAYLAR

İKİ RAYLI KASA  
SİNEKLİKLİ SİSTEM DETAYLARI



• PRENSİP DETAYLAR

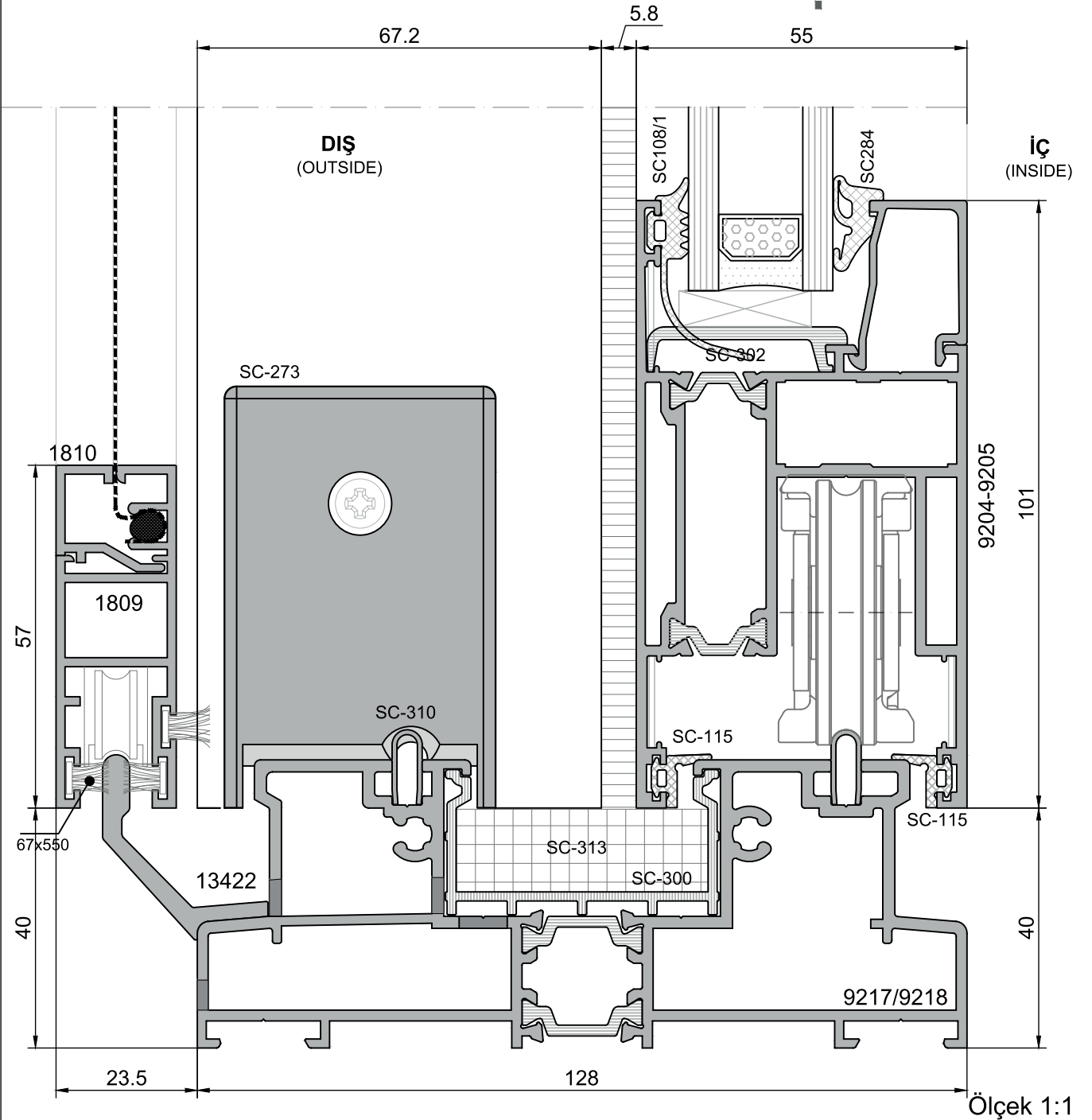
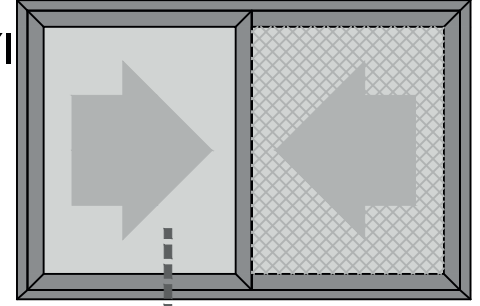
## İKİ RAYLI KASA SİNEKLİKLİ SİSTEM DETAYLARI



Ölçek 1:1

• PRENSİP DETAYLAR

## İKİ RAYLI KASA ALTERNATİF SİNEKLİKLİ SİSTEM DETAYI

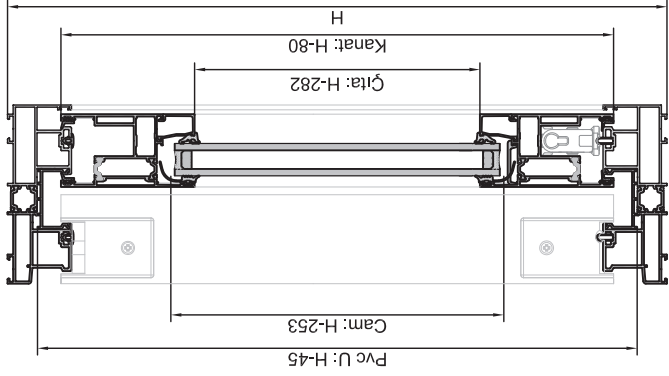






# SSI 128 KESİM ÖLÇÜLERİ

• İKİ RAYLI - İKİ KANAT HAREKETLİ SÜRME İMALATI

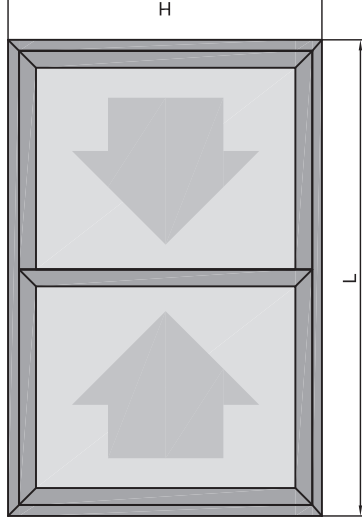


PRF KODU	ŞEKİL	MİKTAR	MALZEME TANIMI	KESİM ŞEKİLİ	KESİM ÖLÇÜSÜ
9202 / 9201		2ad	DÜŞEY KASA PROFİLİ		H
9204 / 9205		2ad	YATAY KASA PROFİLİ		L
ÇİTA		4ad	DÜŞEY KANAT PROFİLİ		H - 80
		4ad	YATAY KANAT PROFİLİ		L / 2 + 4
İ0591		4ad	DÜŞEY CAM ÇİTASI PRF		H - 282
		4ad	YATAY CAM ÇİTASI PRF		L / 2 - 150
SC 330		2ad	KANAT YAN KAPAMA PRF		H - 80
SC 300		2ad	PVC KENET PROFİLİ		H - 80
		2ad	YATAY PVC U KANAL		L - 45
SC 310		2ad	ÇELİK RAY PROFİLİ		H - 45
		2ad			L - 97

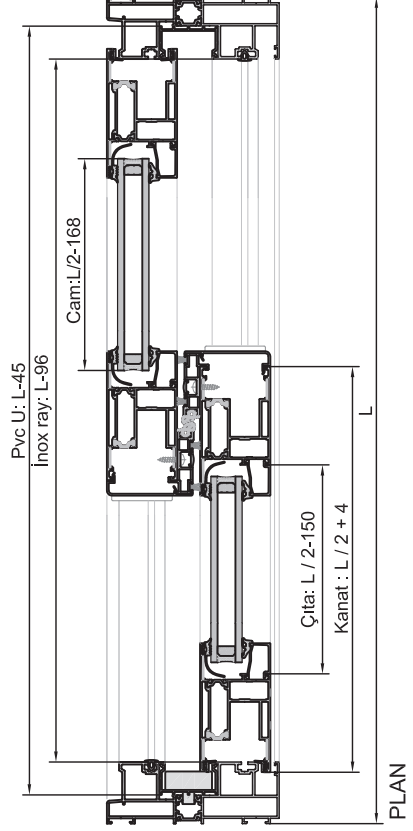
KESİM LİSTESİ

KOD	ŞEKİL	MİKTAR	MALZEME TANIMI
SC-276		4 adet	KASA KÖŞE TAKOZU
SC-278		4 adet	
SC-024		8 adet	KANAT KÖŞE TAKOZU
SC-279		8 adet	
SC-277		8 adet	
SC-040		8 adet	KANAT KÖŞE ONBAŞI
SC-045		16 adet	
SC-270		3 adet	SU TAHLİYE KAPAGI
SC-313		1 adet	ALT SIZDIRMAZLIK PARÇASI
SC-314		1 adet	ÜST SIZDIRMAZLIK PARÇASI
SC-303		4 adet	KANAT DURDURUCU
SC-302		4 adet	CAM TAŞIYICI PVC TAKOZ
SC-272		2 adet	YAYLI ÜST KAPAK
SC-273		2 adet	SABİT ALT KAPAK
SC-274		2 adet	KANAT ÜST SOL TAKOZ
		2 adet	KANAT ALT SOL TAKOZ
SC-275		2 adet	KANAT ÜST SAĞ TAKOZ
		2 adet	KANAT ALT SAĞ TAKOZ
SC-226		8 adet	KENETLEME PARÇASI

AKSESUAR LİSTESİ



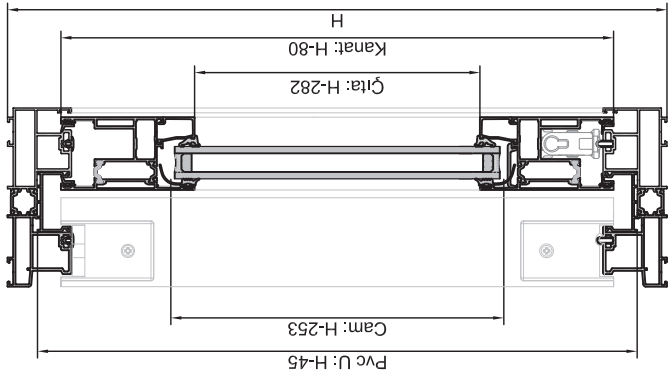
DIŞ GÖRÜNÜŞ



CONTA LİSTESİ

KOD	ŞEKİL	MİKTAR	MALZEME TANIMI
SC-117		4 adet	KANAL KAPAMA CONTASI
SC-115		4 adet	KANAT BİNI CONTASI
SC-284		8 adet	İÇ CAM CONTASI
SC103-1		8 adet	DIŞ CAM CONTASI
SC-312		8 adet	PERDELİ FIRÇA FİTİL
SC 317-1		8 adet	KENET BİNI CONTASI
SC-123		16 adet	KANAT ÜST CONTASI

• İKİ RAYLI - TEK KANAT HAREKETLİ SÜRME İMALATI

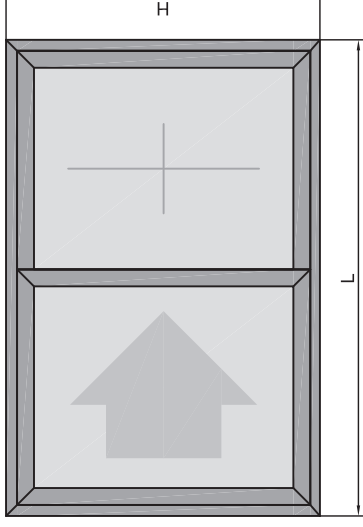


PRF KODU	ŞEKİL	MİKTAR	MALZEME TANIMI	KESİM ŞEKLİ	KESİM ÖLÇÜSÜ
9202 / 9201		2ad	DÜŞEY KASA PROFİLİ		H
9204 / 9205		2ad	YATAY KASA PROFİLİ		L
ÇİTA		4ad	DÜŞEY KANAT PROFİLİ		H - 80
		4ad	YATAY KANAT PROFİLİ		L / 2 + 4
İ0591		4ad	DÜŞEY CAM ÇİTASI PRF		H - 282
		4ad	YATAY CAM ÇİTASI PRF		L / 2 - 150
SC 330		2ad	KANAT YAN KAPAMA PRF		H - 80
SC 300		2ad	PVC KENET PROFİLİ		H - 80
		2ad	YATAY PVC U KANAL		L - 45
SC 310		1ad	ÇELİK RAY PROFİLİ		H - 45
					L - 96

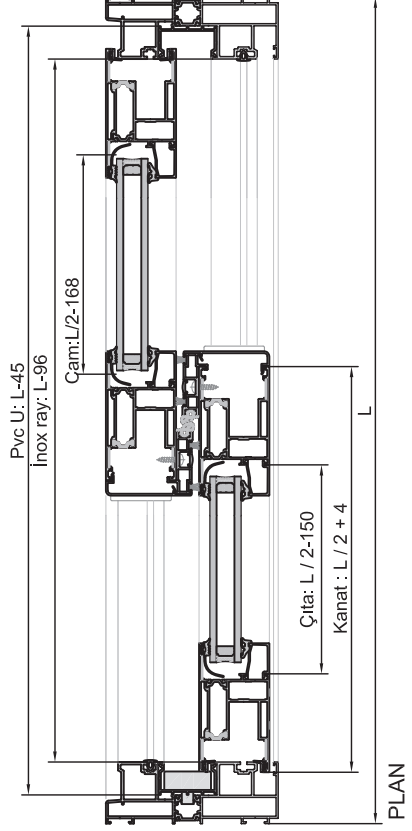
KESİM LİSTESİ

KOD	ŞEKİL	MİKTAR	MALZEME TANIMI
SC-276		4 adet	KASA KÖŞE TAKOZU
SC-278		4 adet	
SC-024		8 adet	KANAT KÖŞE TAKOZU
SC-279		8 adet	
SC-277		8 adet	
SC-040		8 adet	KANAT KÖŞE ONBAŞI
SC-045		16 adet	
SC-270		3 adet	SU TAHLİYE KAPAGI
SC-313		1 adet	ALT SIZDIRMAZLIK PARÇASI
SC-314		1 adet	ÜST SIZDIRMAZLIK PARÇASI
SC-303		4 adet	KANAT DURDURUCU
SC-302		4 adet	CAM TAŞIYICI PVC TAKOZ
SC-272		2 adet	YAYLI ÜST KAPAK
SC-273		2 adet	SABİT ALT KAPAK
SC-274		2 adet	KANAT ÜST SOL TAKOZ
		2 adet	KANAT ALT SOL TAKOZ
SC-275		2 adet	KANAT ÜST SAĞ TAKOZ
		2 adet	KANAT ALT SAĞ TAKOZ
SC-325		6 adet	KANAT SABİTLEME TAKOZU
SC-226		8 adet	KENETLEME PARÇASI

AKSESUAR LİSTESİ



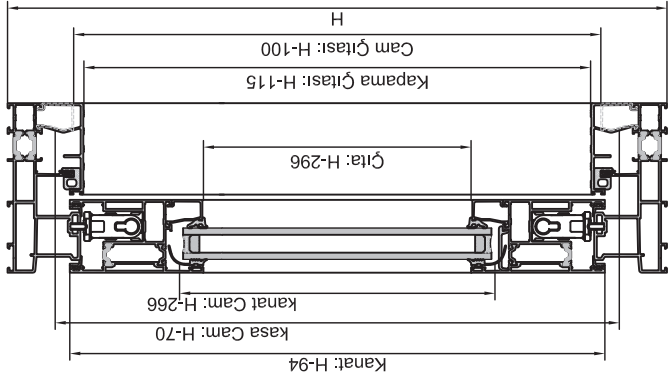
DIŞ GÖRÜNÜŞÜ



PLAN

KOD	ŞEKİL	MİKTAR	MALZEME TANIMI
SC-117		4 adet	KANAL KAPAMA CONTASI
SC-115		4 adet	KANAT BİJİ CONTASI
SC-284		8 adet	İÇ CAM CONTASI
SC103-1		8 adet	DIŞ CAM CONTASI
SC-312		8 adet	PERDELİ FIRÇA FİTİL
SC 317-1		8 adet	KENET BİJİ CONTASI
SC-123		16 adet	KANAT ÜST CONTASI

CONTA LİSTESİ



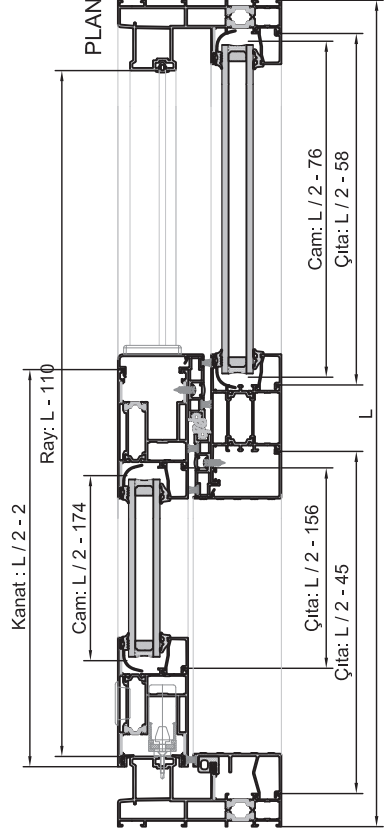
KESİT

PRF KODU	ŞEKİL	MİKTAR	MALZEME TANIMI	KESİM ŞEKİLİ	KESİM ÖLÇÜSÜ
9200 / 9001		2ad	DÜŞEY KASA PROFİLİ		H
9204 / 9205		2ad	YATAY KASA PROFİLİ		L
9009 - 9010		2ad	DÜŞEY KANAT PROFİLİ		H - 94
ÇİTA		2ad	YATAY KANAT PROFİLİ		L / 2 - 2
ÇİTA		1ad	ORTA KAYIT PROFİLİ		H - 52
ÇİTA		2ad	KANAT CAM ÇİTASI PRF		H - 296
ÇİTA		2ad	KANAT CAM ÇİTASI PRF		L / 2 - 156
ÇİTA		2ad	KASA CAM ÇİTASI PRF		H - 100
ÇİTA		2ad	KASA CAM ÇİTASI PRF		L / 2 - 58
10591		1ad	KANAT YAN KAPAMA PRF		H - 94
SC 330		2ad	PVC KENET PROFİLİ		H - 94
9206		2ad	ALT ÜST KASA KAPAMA		L / 2 - 45
9206		1ad	DÜŞEY KASA KAPAMA		H - 115
10592		1ad	DÜŞEY KASA KAPAMA		H - 115
SC 310		1ad	ÇELİK RAY PROFİLİ		L - 110

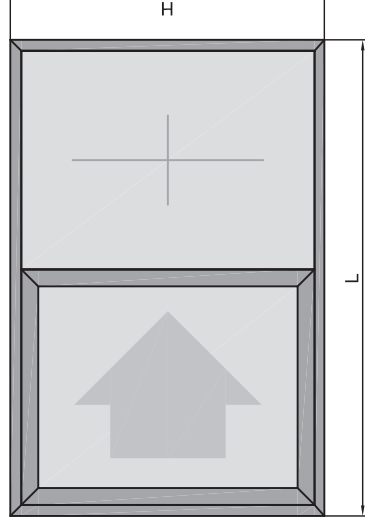
KESİM LİSTESİ

KOD	ŞEKİL	MİKTAR	MALZEME TANIMI
SC-003		4 adet	KASA KÖŞE TAKOZU
SC-024		4 adet	KASA KÖŞE TAKOZU
SC-025		4 adet	KASA KÖŞE TAKOZU
SC-024		4 adet	KASA KÖŞE TAKOZU
SC-279		4 adet	KANAT KÖŞE TAKOZU
SC-277		4 adet	KANAT KÖŞE TAKOZU
SC-040		8 adet	KANAT KÖŞE ONBAŞI
SC-045		8 adet	KANAT KÖŞE ONBAŞI
SC-270		4 adet	SU TAHLİYE KAPAGI
SC-306		1 adet	ALT SIZDIRMAZLIK PARÇASI
SC-307		1 adet	ÜST SIZDIRMAZLIK PARÇASI
SC-302		4 adet	CAM TAŞIYICI PVC TAKOZ
SC-272		1 adet	YAYLI ÜST KAPAK
SC-273		1 adet	SABİT ALT KAPAK
SC-274		1 adet	KANAT ÜST SOL TAKOZ
SC-274		1 adet	KANAT ALT SOL TAKOZ
SC-275		1 adet	KANAT ÜST SAĞ TAKOZ
SC-275		1 adet	KANAT ALT SAĞ TAKOZ
SC-226		8 adet	KENETLEME PARÇASI

AKSESUAR LİSTESİ



PLAN

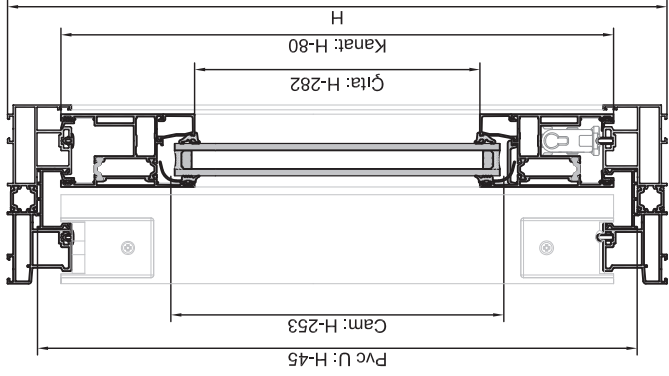


DIŞ GÖRÜNÜŞ

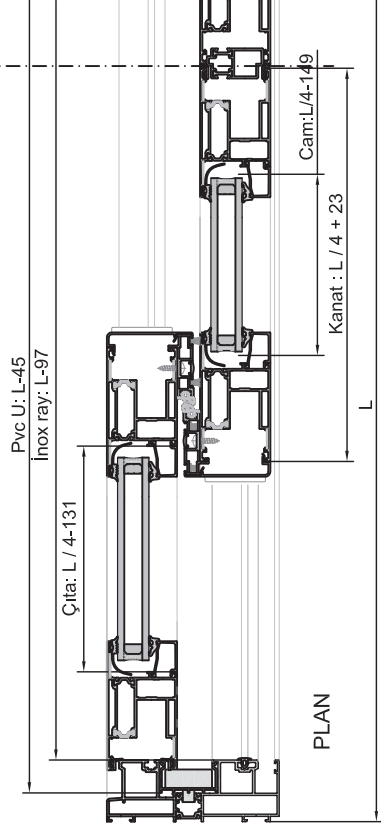
KOD	ŞEKİL	MİKTAR	MALZEME TANIMI
SC-117		4 adet	KANAL KAPAMA CONTASI
SC-115		4 adet	KANAT BİNİ CONTASI
SC-284		8 adet	İÇ CAM CONTASI
SC103-1		8 adet	DIŞ CAM CONTASI
SC-312		8 adet	PERDELİ FIRÇA FİTİL
SC 317-1		8 adet	KENET BİNİ CONTASI
SC-123		16 adet	KANAT ÜST CONTASI

CONTA LİSTESİ

• İKİ RAYLI - İKİ KANAT HAREKETLİ / İKİ KANAT SABİT SÜRME İMALATI



KESİM



PLAN

PRF KODU	ŞEKİL	MIKTAR	MALZEME TANIMI	KESİM ŞEKLİ	KESİM ÖLÇÜSÜ
9202 / 9201		2ad	DÜŞEY KASA PROFİLİ		H
9204 / 9205		2ad	YATAY KASA PROFİLİ		L
ÇİTA		8ad	DÜŞEY KANAT PROFİLİ		H - 80
		8ad	YATAY KANAT PROFİLİ		L / 4 + 23
10591		8ad	DÜŞEY CAM ÇİTASI PRF		H - 282
SC 330		8ad	YATAY CAM ÇİTASI PRF		L / 4 - 131
SC 300		4ad	KANAT YAN KAPAMA PRF		H - 80
		4ad	PVC KENET PROFİLİ		H - 80
SC 310		2ad	YATAY PVC U KANAL		L - 45
		2ad	DÜŞEY PVC U KANAL		H - 45
9207 - 9208		2ad	ÇELİK RAY PROFİLİ		L - 97
		1ad	KANAT ORTA ADAPTÖR		H - 155

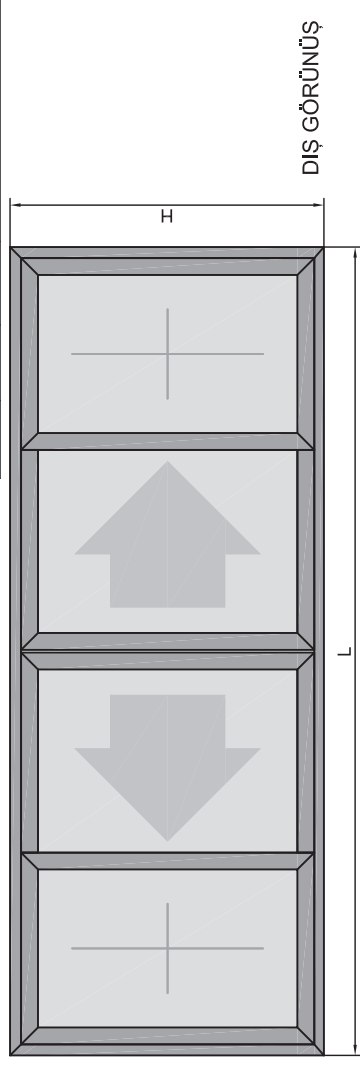
KESİM LİSTESİ

KOD	ŞEKİL	MIKTAR	MALZEME TANIMI
SC-276		4 adet	KASA KÖŞE TAKOZU
SC-278		4 adet	KASA KÖŞE TAKOZU
SC-024		16 adet	KANAT KÖŞE TAKOZU
SC-279		16 adet	KANAT KÖŞE TAKOZU
SC-277		16 adet	KANAT KÖŞE TAKOZU
SC-040		16 adet	KANAT KÖŞE ONBAŞI
SC-045		32 adet	KANAT KÖŞE ONBAŞI
SC-270		8 adet	SU TAHLİYE KAPAGI
SC-313		3 adet	ALT SIZDIRMAZLIK PARÇASI
SC-314		3 adet	ÜST SIZDIRMAZLIK PARÇASI
SC-303		4 adet	KANAT DURDURUCU
SC-302		8 adet	CAM TAŞIYICI PVC TAKOZ
SC-272		4 adet	YAYLI ÜST KAPAK
SC-273		4 adet	SABİT ALT KAPAK
SC-274		4 adet	KANAT ÜST SOL TAKOZ
		4 adet	KANAT ALT SOL TAKOZ
SC-275		4 adet	KANAT ÜST SAĞ TAKOZ
		4 adet	KANAT ALT SAĞ TAKOZ
SC-325		12 adet	KANAT SABİTLEME TAKOZU
SC-304		2 adet	ADAPTÖR PROFİLİ TAPASI
SC-226		16 adet	KENETLEME PARÇASI

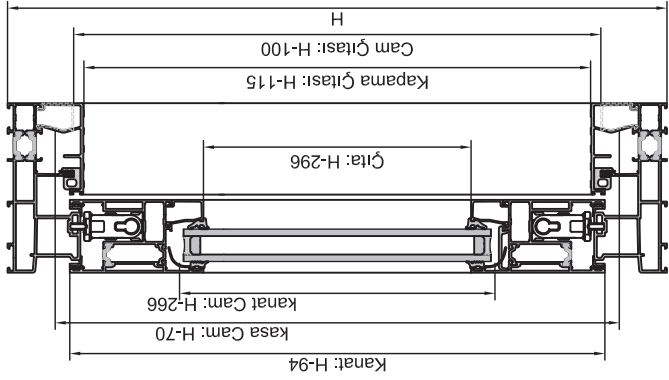
AKSESUAR LİSTESİ

KOD	ŞEKİL	MIKTAR	MALZEME TANIMI
SC-117		4 adet	KANAL KAPAMA CONTASI
SC-115		4 adet	KANAT BİNİ CONTASI
SC-284		8 adet	İÇ CAM CONTASI
SC103-1		8 adet	DIŞ CAM CONTASI
SC-312		8 adet	PERDELİ FIRIÇA FİTİL
SC 317-1		8 adet	KENET BİNİ CONTASI
SC-123		16 adet	KANAT ÜST CONTASI

CONTA LİSTESİ



DIŞ GÖRÜNÜŞ

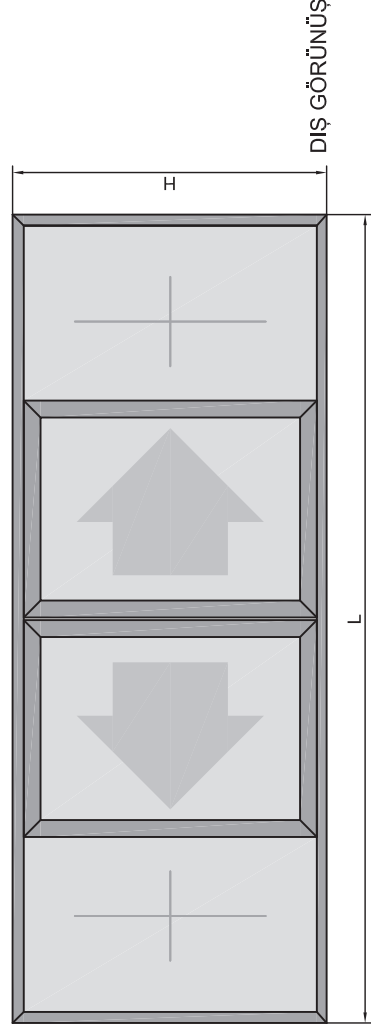
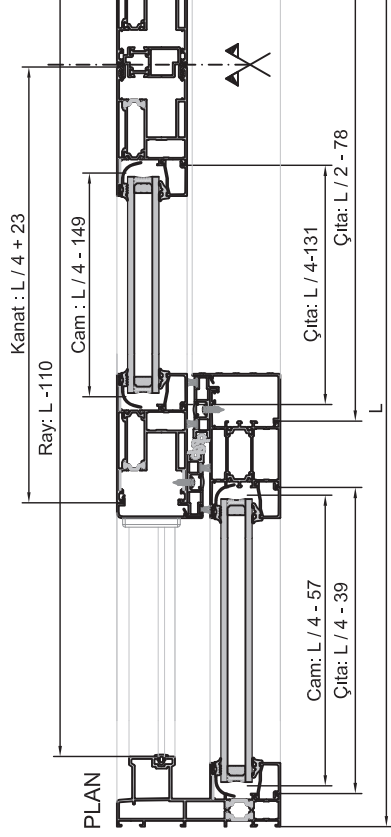


PRF KODU	ŞEKİL	MİKTAR	MALZEME TANIMI	KESİM ŞEKİLİ	KESİM ÖLÇÜSÜ
9200 / 9001		2ad	DÜŞEY KASA PROFİLİ		H
9204 / 9205		2ad	YATAY KASA PROFİLİ		L
9009 - 9010		4ad	DÜŞEY KANAT PROFİLİ		H - 94
ÇİTA		4ad	YATAY KANAT PROFİLİ		L / 4 + 23
ÇİTA		2ad	ORTA KAYIT PROFİLİ		H - 52
ÇİTA		4ad	KANAT CAM ÇİTASI PRF		H - 266
ÇİTA		4ad	KANAT CAM ÇİTASI PRF		L / 4 - 131
ÇİTA		4ad	KASA CAM ÇİTASI PRF		H - 100
ÇİTA		4ad	KASA CAM ÇİTASI PRF		L / 4 - 39
İ0591		2ad	KANAT YAN KAPAMA PRF		H - 94
SC 330		4ad	PVC KENET PROFİLİ		H - 94
9206		2ad	ALT ÜST KASA KAPAMA		L / 2 - 78
İ0592		2ad	DÜŞEY KASA KAPAMA		H - 115
SC 310		1ad	ÇELİK RAY PROFİLİ		L - 110
9207 - 9208		1ad	KANAT ORTA ADAPTÖR		H - 168

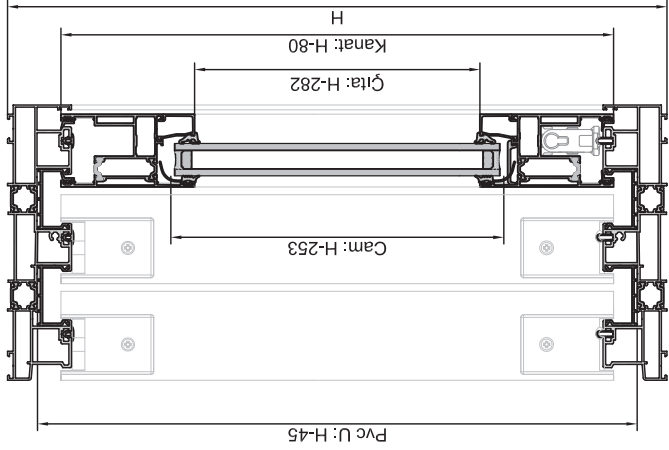
KESİM LİSTESİ

KOD	ŞEKİL	MİKTAR	MALZEME TANIMI
SC-003		4 adet	KASA KÖŞE TAKOZU
SC-024		4 adet	
SC-025		4 adet	
SC-024		8 adet	KANAT KÖŞE TAKOZU
SC-279		8 adet	
SC-277		8 adet	
SC-040		12 adet	KANAT KÖŞE ONBAŞI
SC-045		16 adet	
SC-270		8 adet	SU TAHLİYE KAPAGI
SC-306		3 adet	ALT SIZDIRMAZLIK PARÇASI
SC-307		3 adet	ÜST SIZDIRMAZLIK PARÇASI
SC-302		8 adet	CAM TAŞIYICI PVC TAKOZ
SC-272		2 adet	YAYLI ÜST KAPAK
SC-273		2 adet	SABİT ALT KAPAK
SC-274		2 adet	KANAT ÜST SOL TAKOZ
SC-274		2 adet	KANAT ALT SOL TAKOZ
SC-275		2 adet	KANAT ÜST SAĞ TAKOZ
SC-275		2 adet	KANAT ALT SAĞ TAKOZ
SC-304		2 adet	ADAPTÖR PROFİLİ TAPASI
SC-226		16 adet	KENETLEME PARÇASI

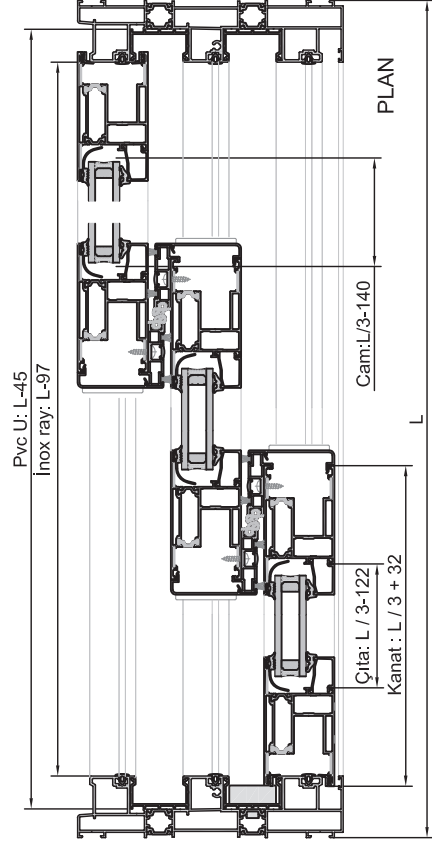
AKSESUAR LİSTESİ



• ÜÇ RAYLI - İKİ KANAT HAREKETLİ / TEK KANAT SABİT SÜRME İMALATI



KESİT



PRF KODU	ŞEKİL	MİKTAR	MALZEME TANIMI	KESİM ŞEKİLİ	KESİM ÖLÇÜSÜ
9202 / 9212 9201		2ad	DÜŞEY KASA PROFİLİ		H
9204 / 9205		2ad	YATAY KASA PROFİLİ		L
ÇİTA		6ad	DÜŞEY KANAT PROFİLİ		H - 80
		6ad	YATAY KANAT PROFİLİ		L / 3 + 32
10591		6ad	DÜŞEY CAM ÇİTASI PRF		H - 282
SC 330		6ad	YATAY CAM ÇİTASI PRF		L / 3 - 122
SC 300		4ad	KANAT YAN KAPAMA PRF		H - 80
SC 310		4ad	PVC KENET PROFİLİ		H - 80
		2ad	YATAY PVC U KANAL		H - 45
		2ad	DÜŞEY PVC U KANAL		H - 45
		3ad	ÇELİK RAY PROFİLİ		L - 97

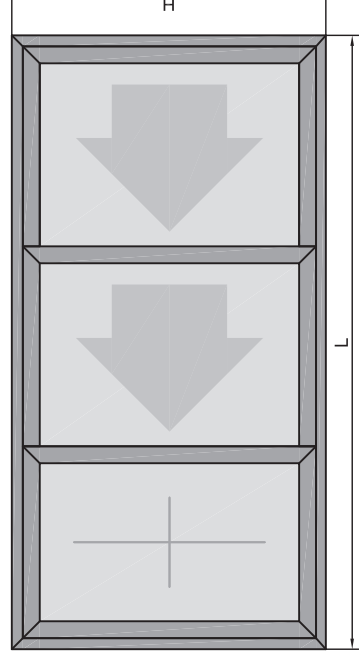
KESİM LİSTESİ

KOD	ŞEKİL	MİKTAR	MALZEME TANIMI
SC-276		4 adet	KASA KÖŞE TAKOZU
SC-278		4 adet	
SC-025		4 adet	
SC-024		12 adet	
SC-279		12 adet	KANAT KÖŞE TAKOZU
SC-277		12 adet	
SC-040		12 adet	
SC-045		24 adet	KANAT KÖŞE ONBAŞI
SC-270		6 adet	SU TAHLİYE KAPAGI
SC-313		2 adet	ALT SIZDIRMAZLIK PARÇASI
SC-314		2 adet	ÜST SIZDIRMAZLIK PARÇASI
SC-303		4 adet	KANAT DURDURUCU
SC-302		6 adet	CAM TAŞIYICI PVC TAKOZ
SC-272		4 adet	YAYLI ÜST KAPAK
SC-273		4 adet	SABİT ALT KAPAK
SC-274		4 adet	KANAT ÜST SOL TAKOZ
		4 adet	KANAT ALT SOL TAKOZ
SC-275		4 adet	KANAT ÜST SAĞ TAKOZ
		4 adet	KANAT ALT SAĞ TAKOZ
SC-325		6 adet	KANAT SABİTLEME TAKOZU
SC-226		16 adet	KENETLEME PARÇASI

AKSESUAR LİSTESİ

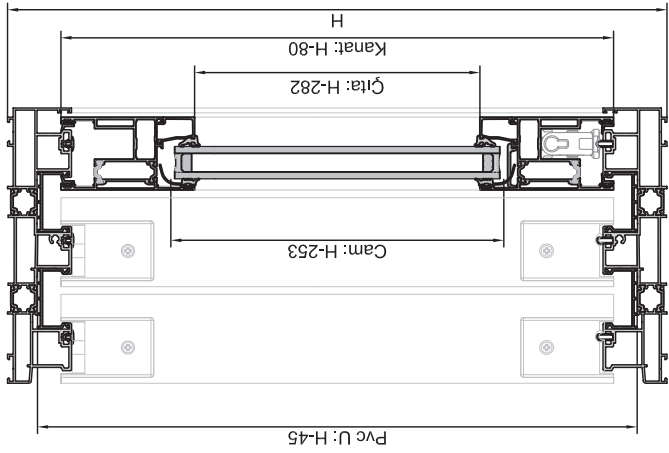
KOD	ŞEKİL	MİKTAR	MALZEME TANIMI
SC-117		4 adet	KANAL KAPAMA CONTASI
SC-115		4 adet	KANAT BİNİ CONTASI
SC-284		8 adet	İÇ CAM CONTASI
SC103-1		8 adet	DİŞ CAM CONTASI
SC-312		8 adet	PERDELİ FIRIÇA FİTİL
SC 317-1		8 adet	KENET BİNİ CONTASI
SC-123		16 adet	KANAT ÜST CONTASI

CONTA LİSTESİ

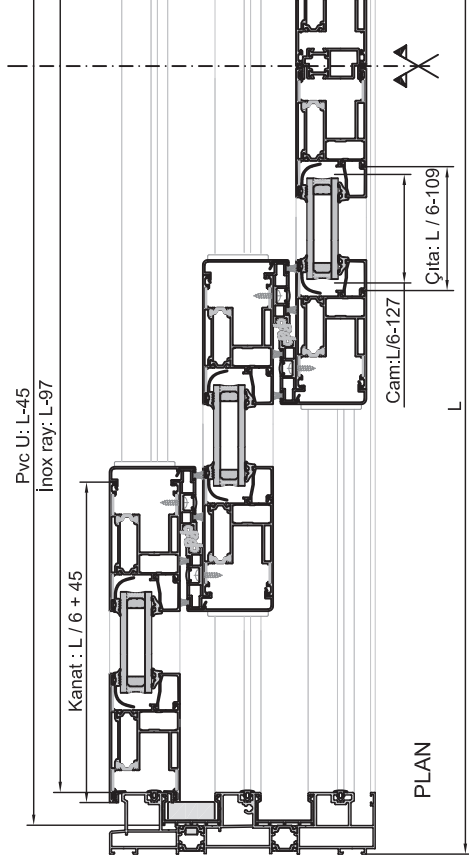


DİŞ GÖRÜNÜŞ

• ÜÇ RAYLI - DÖRT KANAT HAREKETLİ / İKİ KANAT SABİT SÜRME İMALATI



KESİT



PLAN

DIŞ GÖRÜNÜŞ

PRF KODU	ŞEKİL	MIKTAR	MALZEME TANIMI	KESİM ŞEKLİ	KESİM ÖLÇÜSÜ
9202 / 9212 / 9201		2ad	DÜŞEY KASA PROFİLİ		H
9204 / 9205		2ad	YATAY KASA PROFİLİ		L
ÇİTA		12ad	DÜŞEY KANAT PROFİLİ		H - 80
		12ad	YATAY KANAT PROFİLİ		L / 6 + 45
10591		12ad	DÜŞEY CAM ÇİTASI PRF		H - 282
SC 330		12ad	YATAY CAM ÇİTASI PRF		L / 6 - 109
SC 300		8ad	KANAT YAN KAPAMA PRF		H - 80
		8ad	PVC KENET PROFİLİ		H - 80
SC 310		2ad	YATAY PVC U KANAL		L - 45
		2ad	DÜŞEY PVC U KANAL		H - 45
9207 - 9208		3ad	ÇELİK RAY PROFİLİ		L - 97
		1ad	KANAT ORTA ADAPTÖR		H - 155

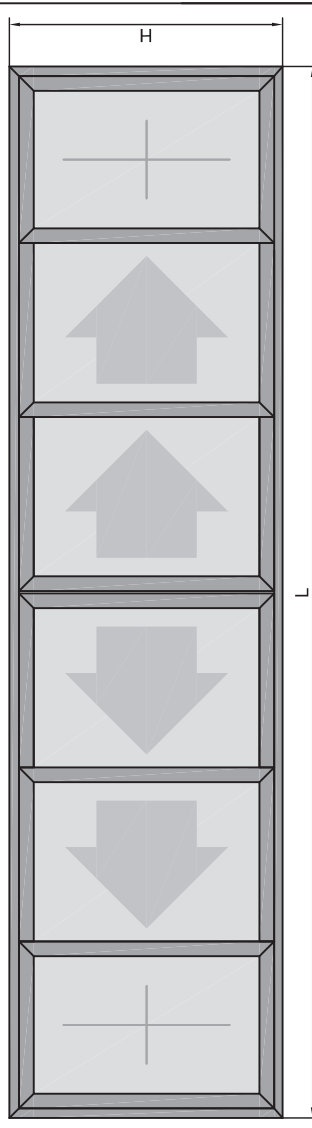
KESİM LİSTESİ

KOD	ŞEKİL	MIKTAR	MALZEME TANIMI
SC-117		4 adet	KANAL KAPAMA CONTASI
SC-115		4 adet	KANAT BİNI CONTASI
SC-284		8 adet	İÇ CAM CONTASI
SC103-1		8 adet	DIŞ CAM CONTASI
SC-312		8 adet	PERDELİ FIRIÇA FİTİL
SC 317-1		8 adet	KENET BİNİ CONTASI
SC-123		16 adet	KANAT ÜST CONTASI

CONTA LİSTESİ

KOD	ŞEKİL	MIKTAR	MALZEME TANIMI
SC-276		4 adet	KASA KÖŞE TAKOZU
SC-278		4 adet	
SC-025		4 adet	
SC-024		24 adet	KANAT KÖŞE TAKOZU
SC-279		24 adet	
SC-277		24 adet	
SC-040		24 adet	KANAT KÖŞE ONBAŞI
SC-045		48 adet	
SC-270		12 adet	SU TAHLİYE KAPAGI
SC-313		5 adet	ALT SIZDIRMAZLIK PARÇASI
SC-314		5 adet	ÜST SIZDIRMAZLIK PARÇASI
SC-303		4 adet	KANAT DURDURUCU
SC-302		12 adet	CAM TAŞIYICI PVC TAKOZ
SC-272		8 adet	YAYLI ÜST KAPAK
SC-273		8 adet	SABİT ALT KAPAK
SC-274		6 adet	KANAT ÜST SOL TAKOZ
		6 adet	KANAT ALT SOL TAKOZ
SC-275		6 adet	KANAT ÜST SAG TAKOZ
		6 adet	KANAT ALT SAG TAKOZ
SC-304		2 adet	ADAPTÖR PROFİLİ TAPASI
SC-325		12 adet	KANAT SABİTLEME TAKOZU
SC-226		32 adet	KENETLEME PARÇASI

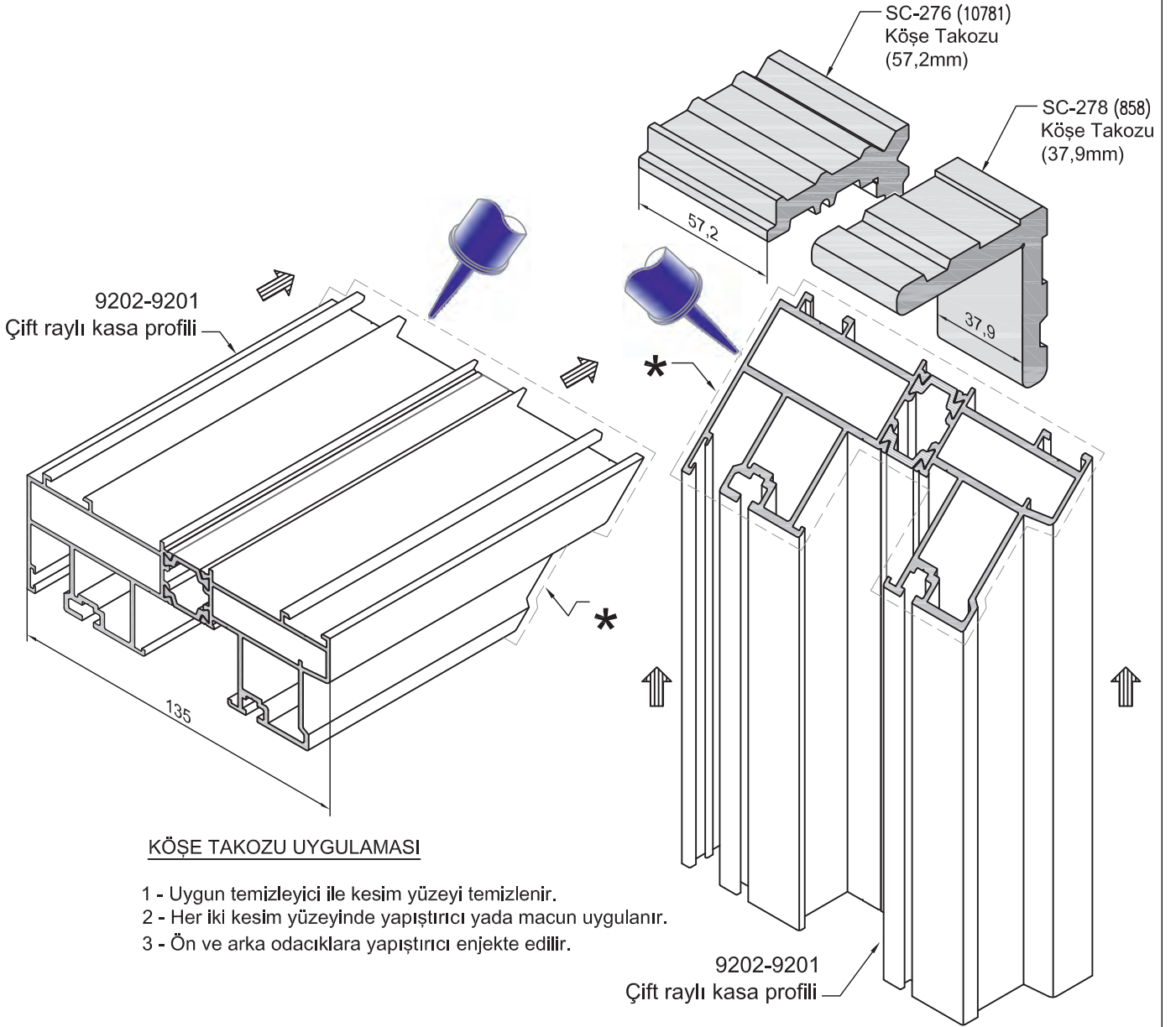
AKSESUAR LİSTESİ



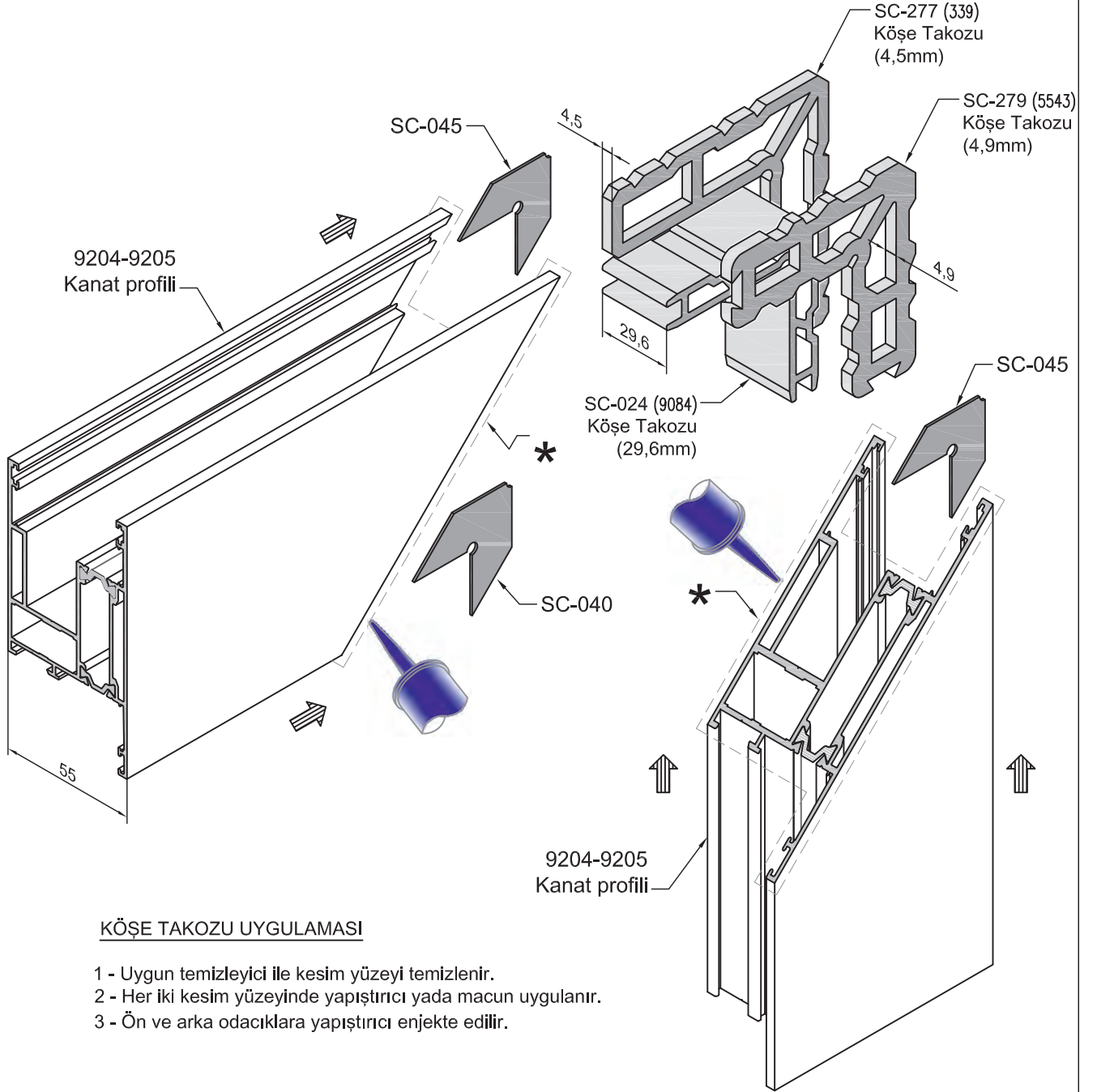


# SSI 128 İMALAT İŞLEMLERİ

## • İMALAT ve ATÖLYE İŞLEMLERİ



## • İMALAT ve ATÖLYE İŞLEMLERİ

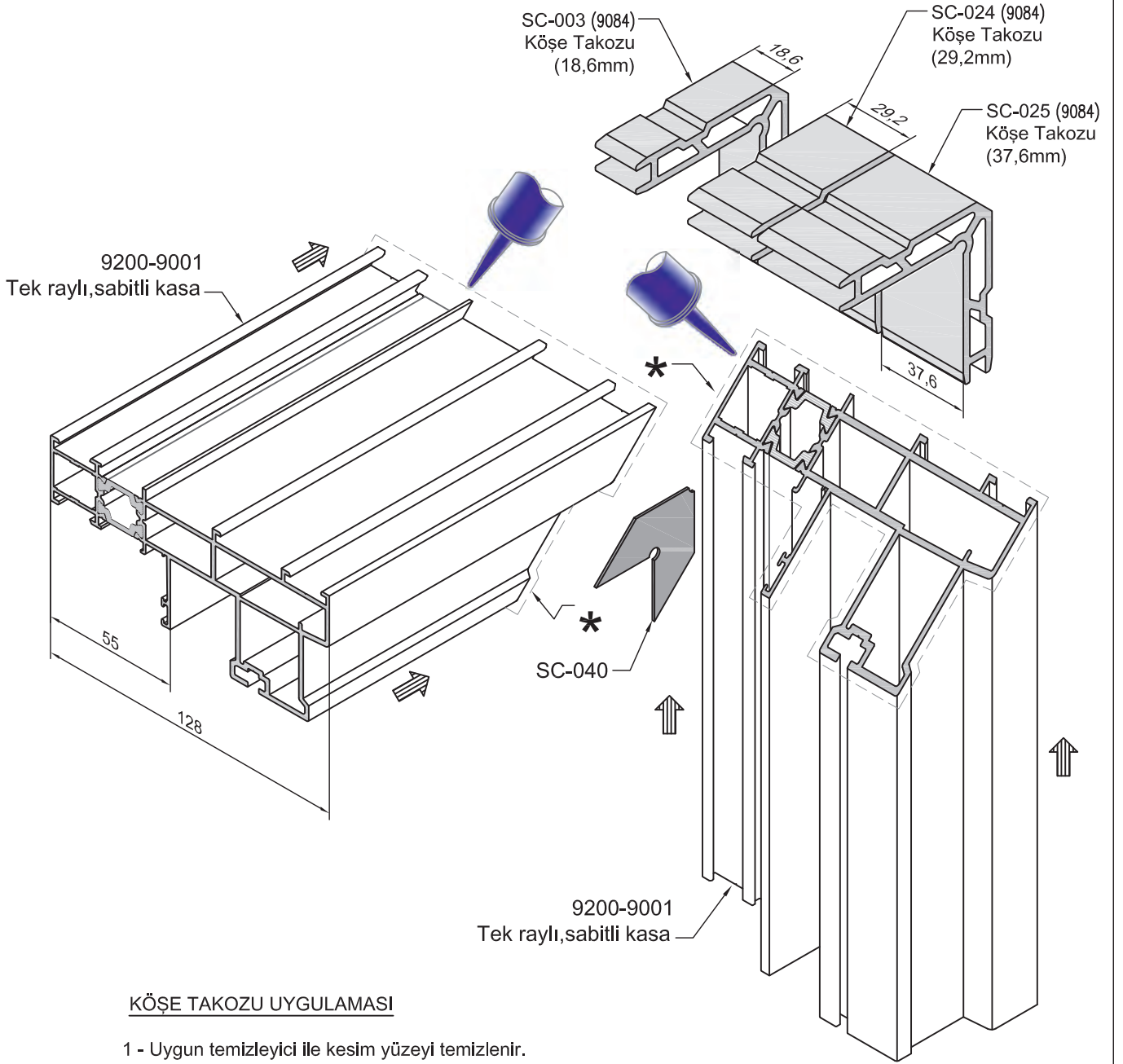


### KÖŞE TAKOZU UYGULAMASI

- 1 - Uygun temizleyici ile kesim yüzeyi temizlenir.
- 2 - Her iki kesim yüzeyinde yapıştırıcı yada macun uygulanır.
- 3 - Ön ve arka odacıklara yapıştırıcı enjekte edilir.

\* Köşe toplandıktan sonra köşe uygun temizleyici ile temizlenir

## • İMALAT ve ATÖLYE İŞLEMLERİ

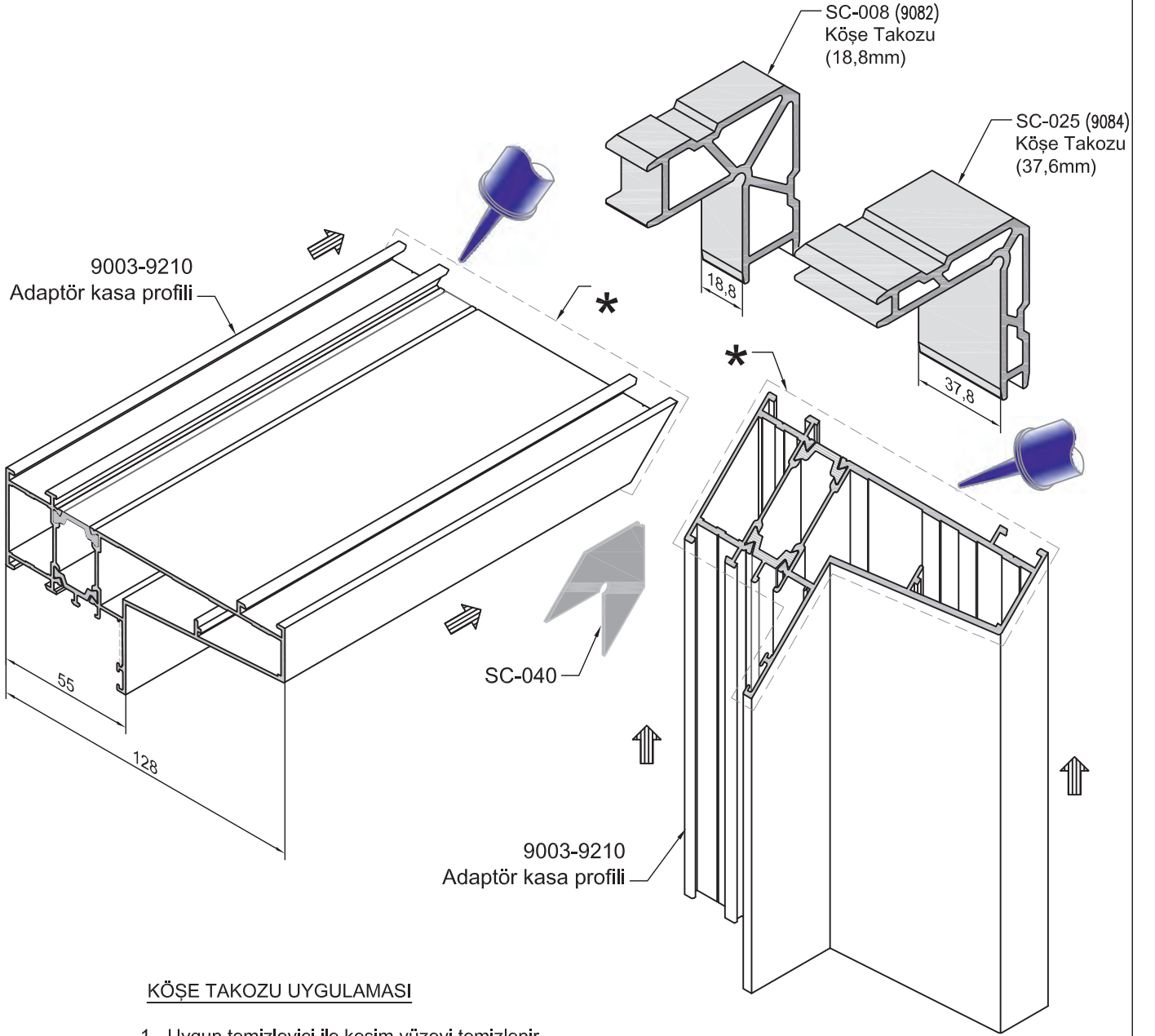


### KÖŞE TAKOZU UYGULAMASI

- 1 - Uygun temizleyici ile kesim yüzeyi temizlenir.
- 2 - Her iki kesim yüzeyinde yapıştırıcı yada macun uygulanır.
- 3 - Ön ve arka odacıklara yapıştırıcı enjekte edilir.

\* Köşe toplandıktan sonra köşe uygun temizleyici ile temizlenir

## • İMALAT ve ATÖLYE İŞLEMLERİ

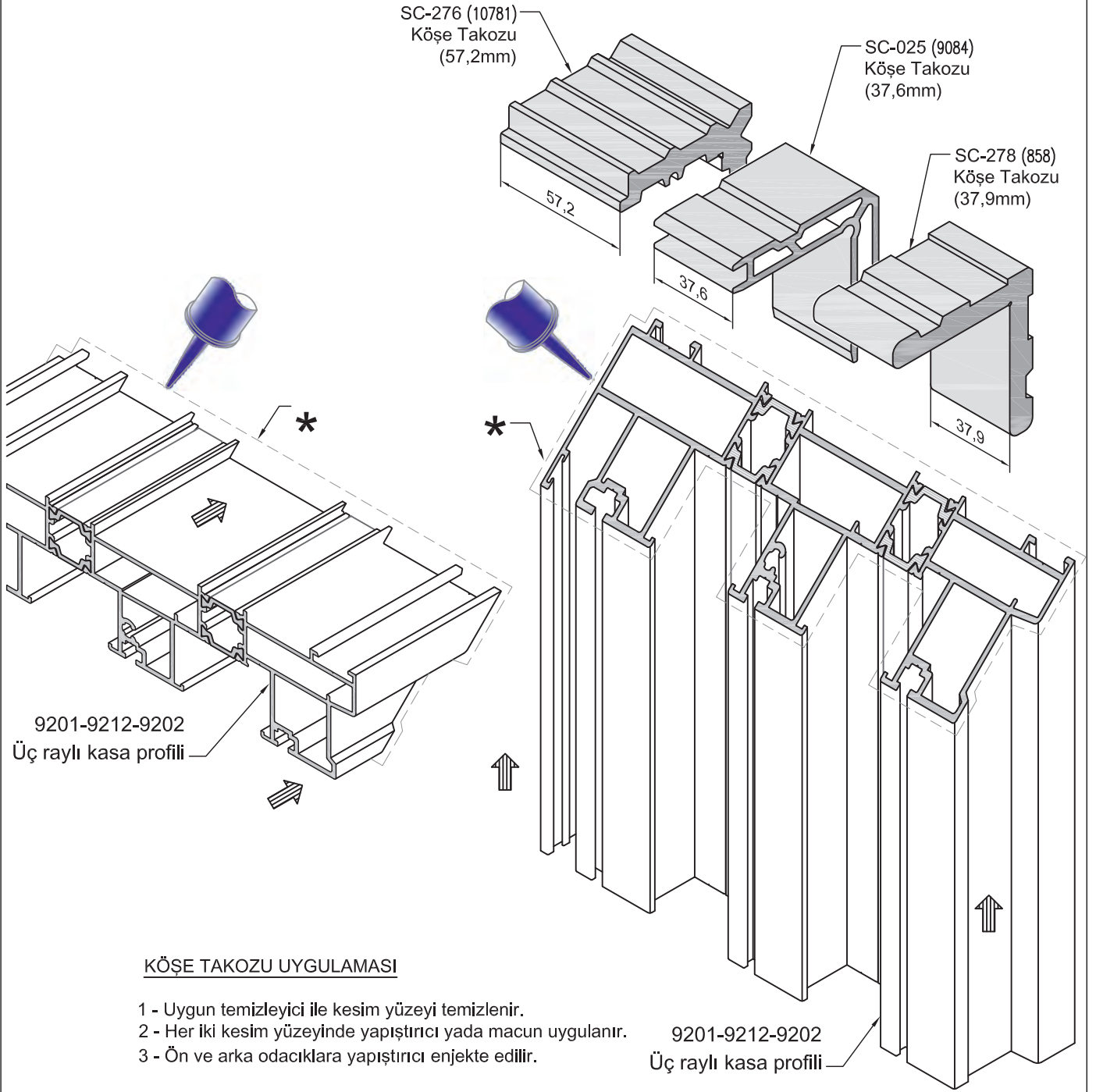


### KÖŞE TAKOZU UYGULAMASI

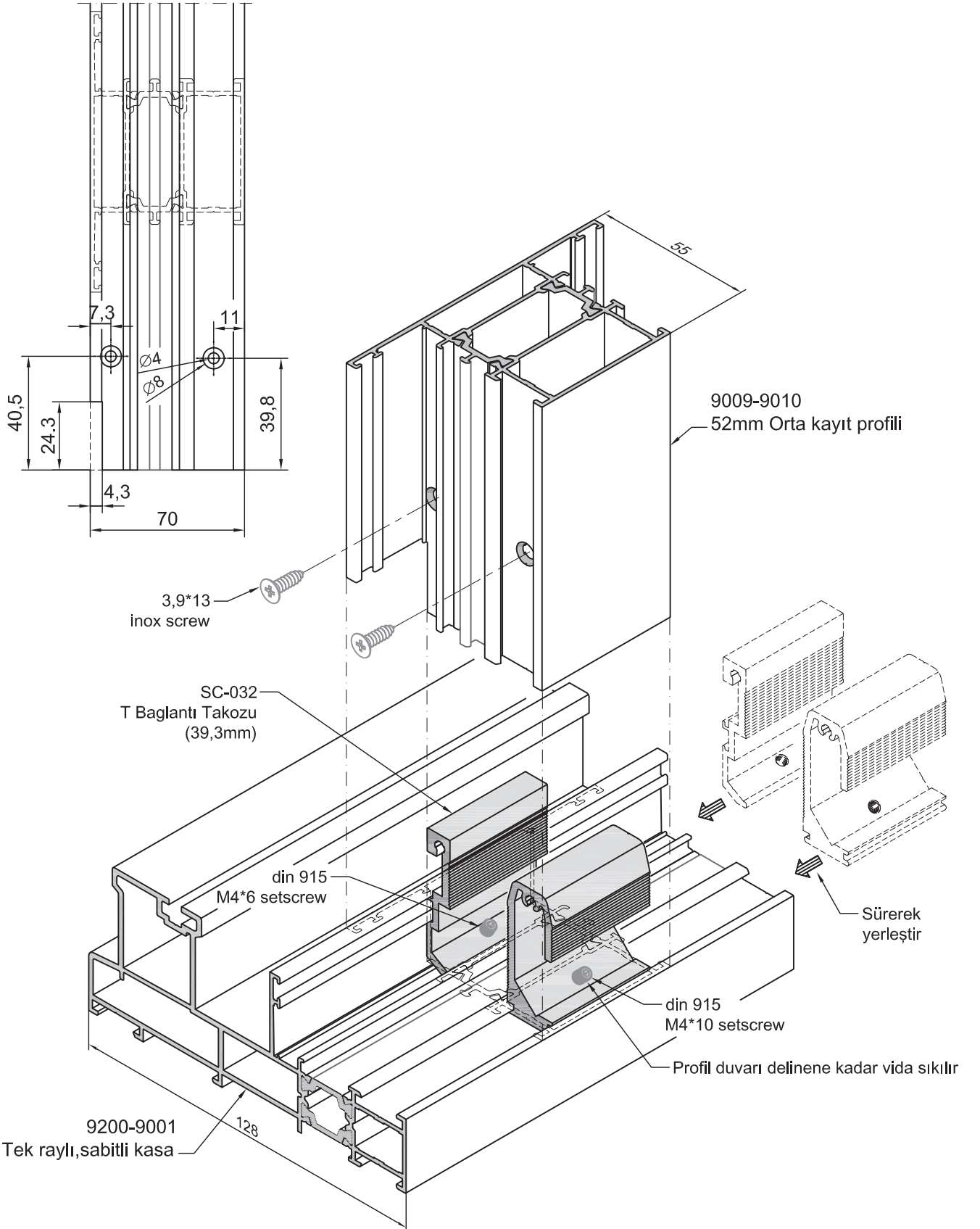
- 1 - Uygun temizleyici ile kesim yüzeyi temizlenir.
- 2 - Her iki kesim yüzeyinde yapıştırıcı yada macun uygulanır.
- 3 - Ön ve arka odacıklara yapıştırıcı enjekte edilir.

\* Köşe toplandıktan sonra köşe uygun temizleyici ile temizlenir

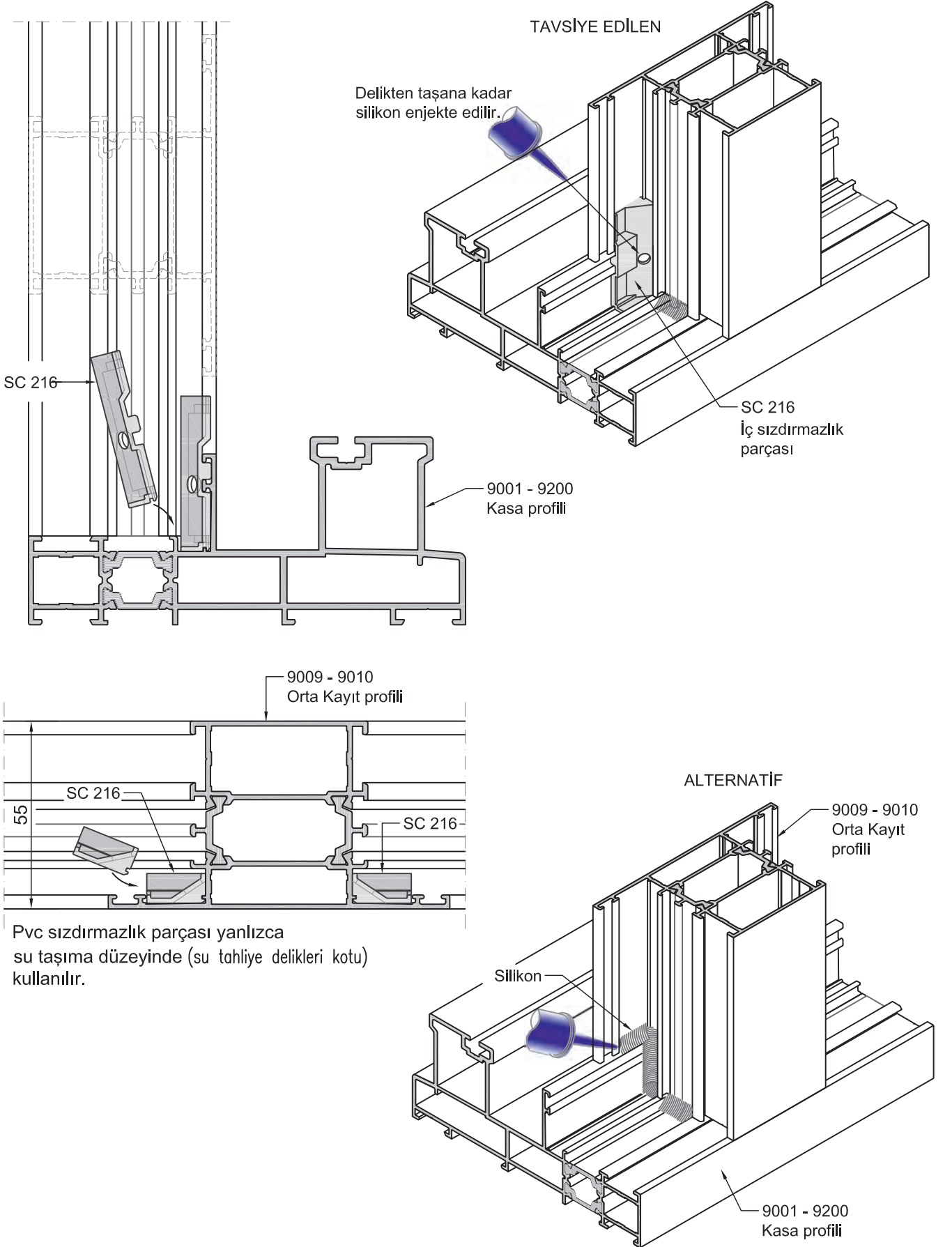
## • İMALAT ve ATÖLYE İŞLEMLERİ



• İMALAT ve ATÖLYE İŞLEMLERİ

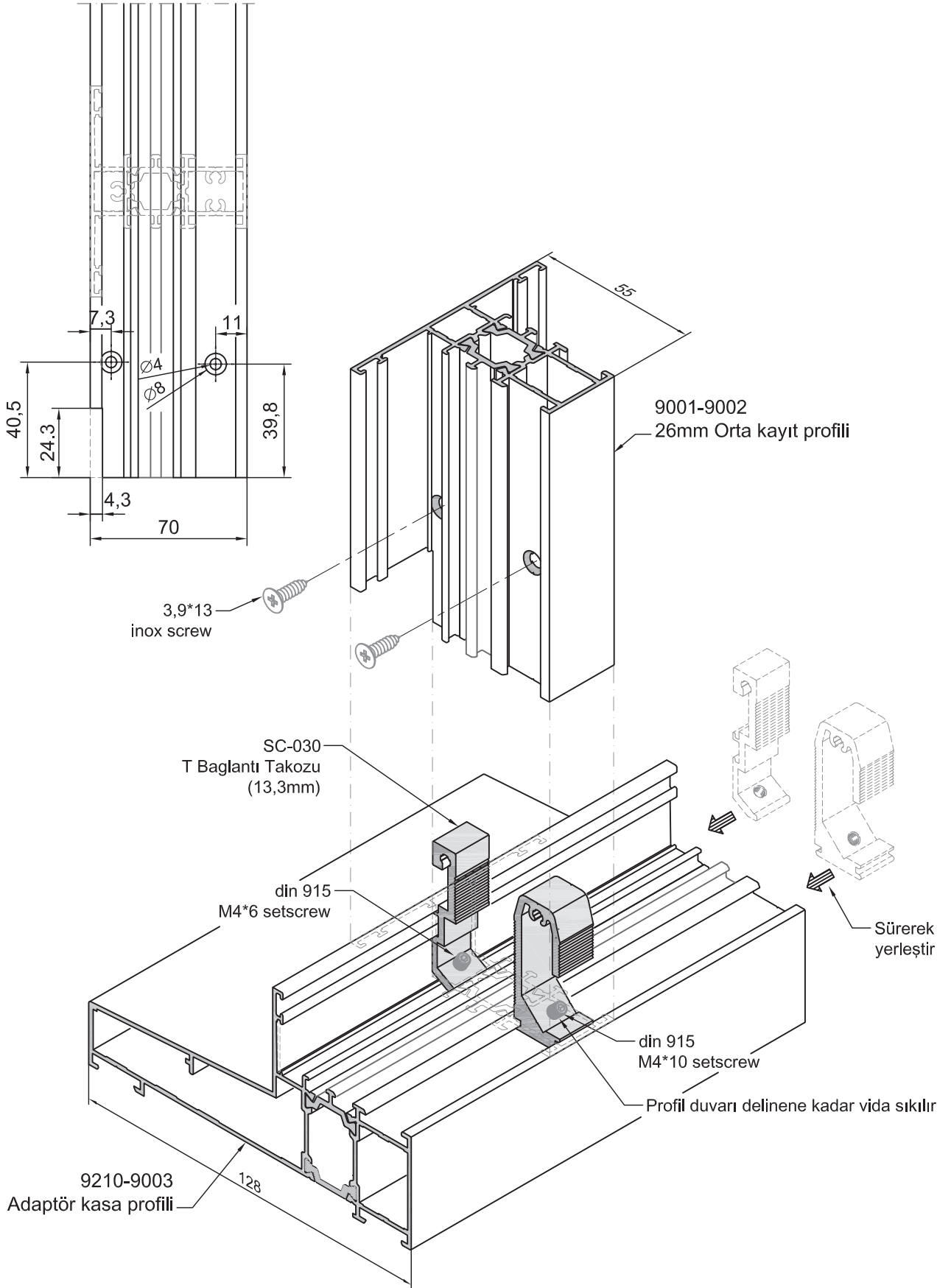


## • İMALAT ve ATÖLYE İŞLEMLERİ

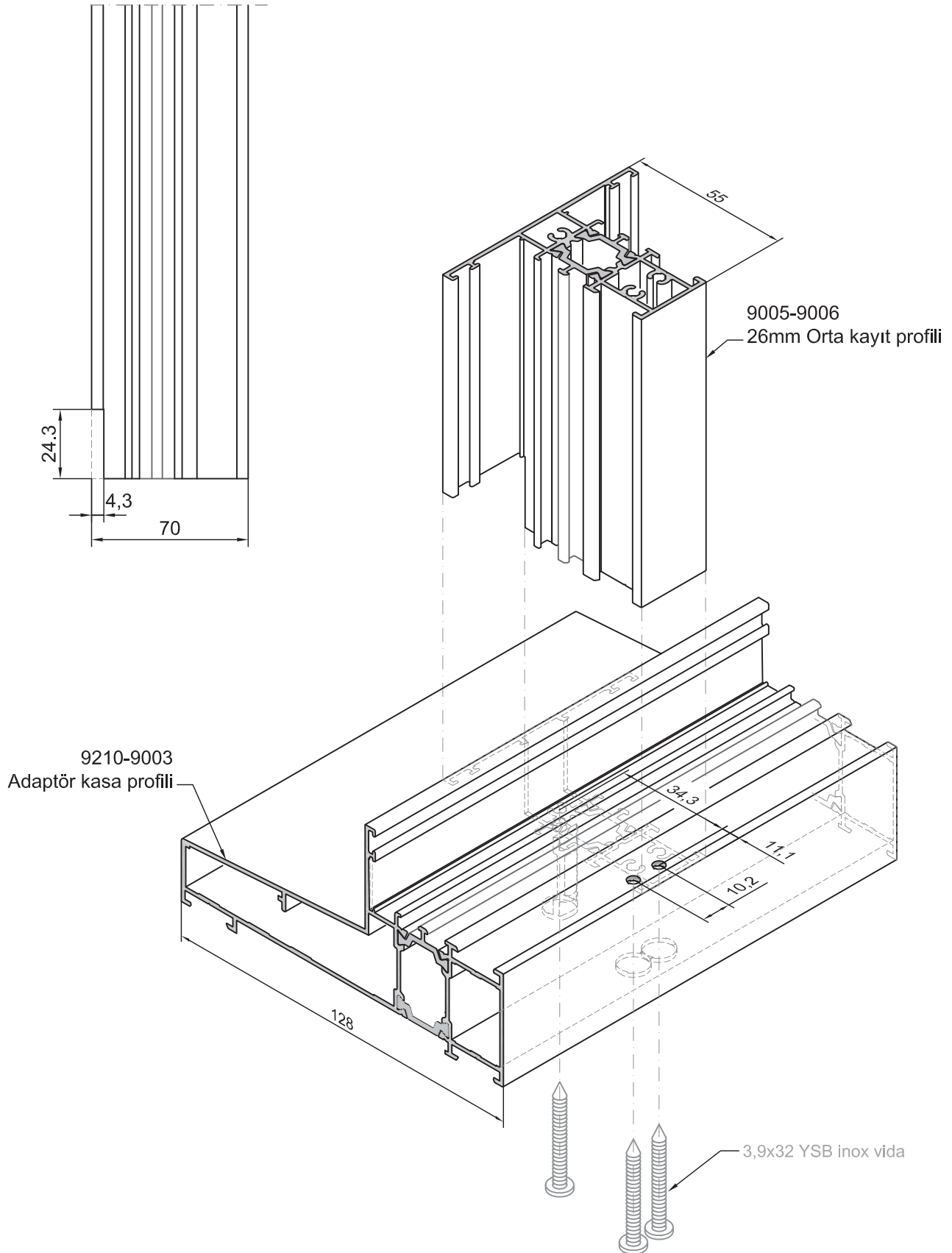




• İMALAT ve ATÖLYE İŞLEMLERİ



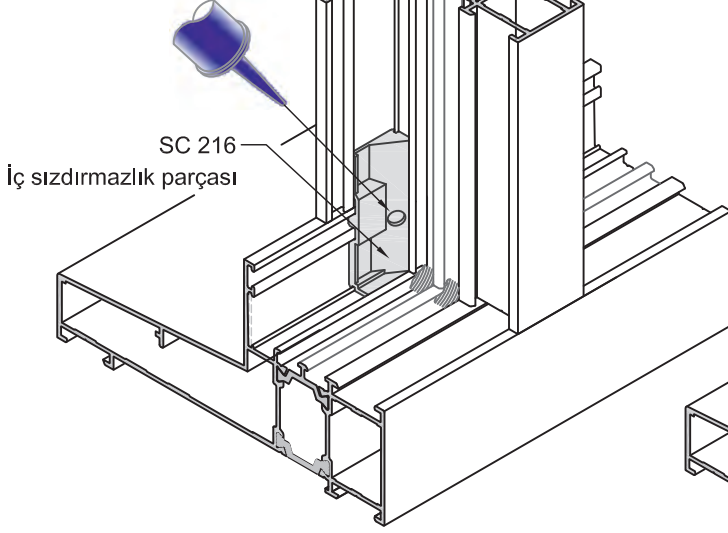
• İMALAT ve ATÖLYE İŞLEMLERİ



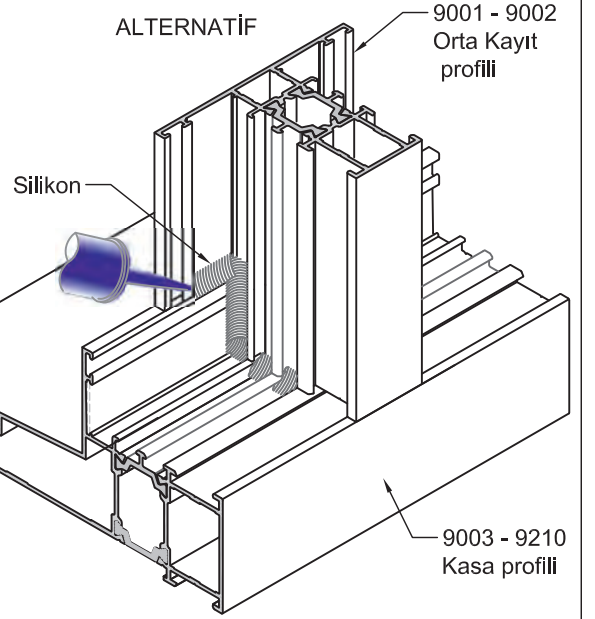
### • İMALAT ve ATÖLYE İŞLEMLERİ

#### TAVSİYE EDİLEN

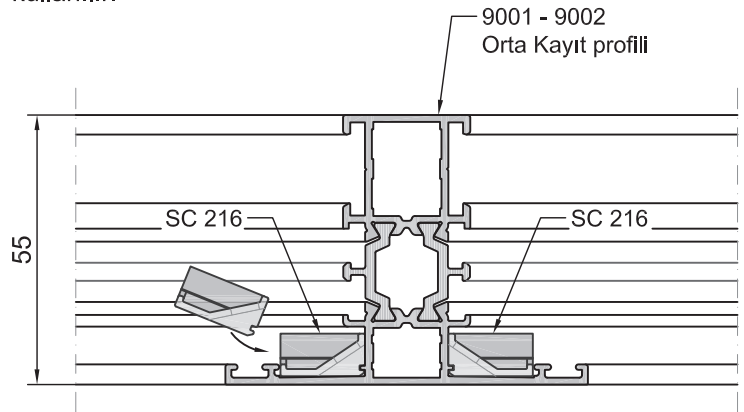
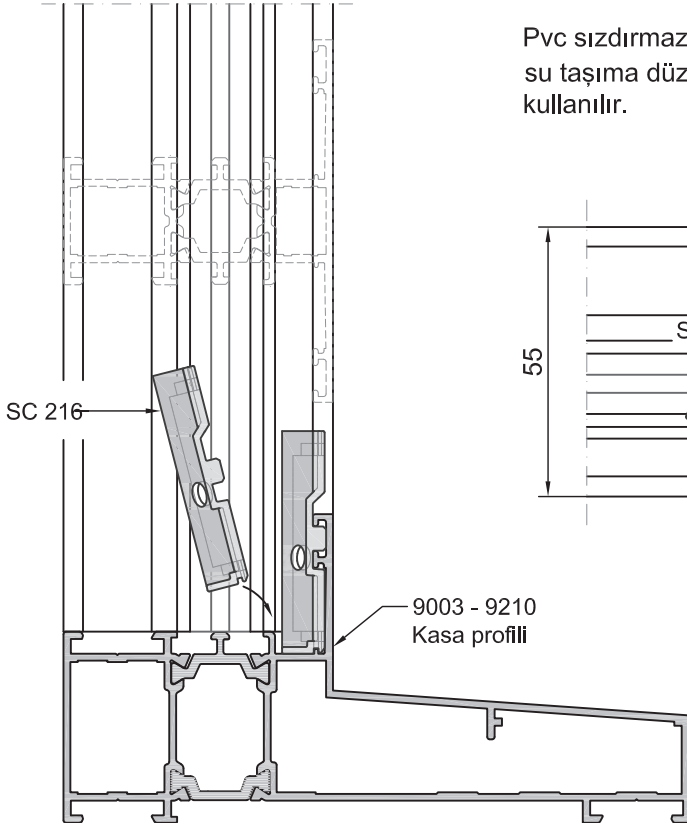
Delikten taşana kadar silikon enjekte edilir.



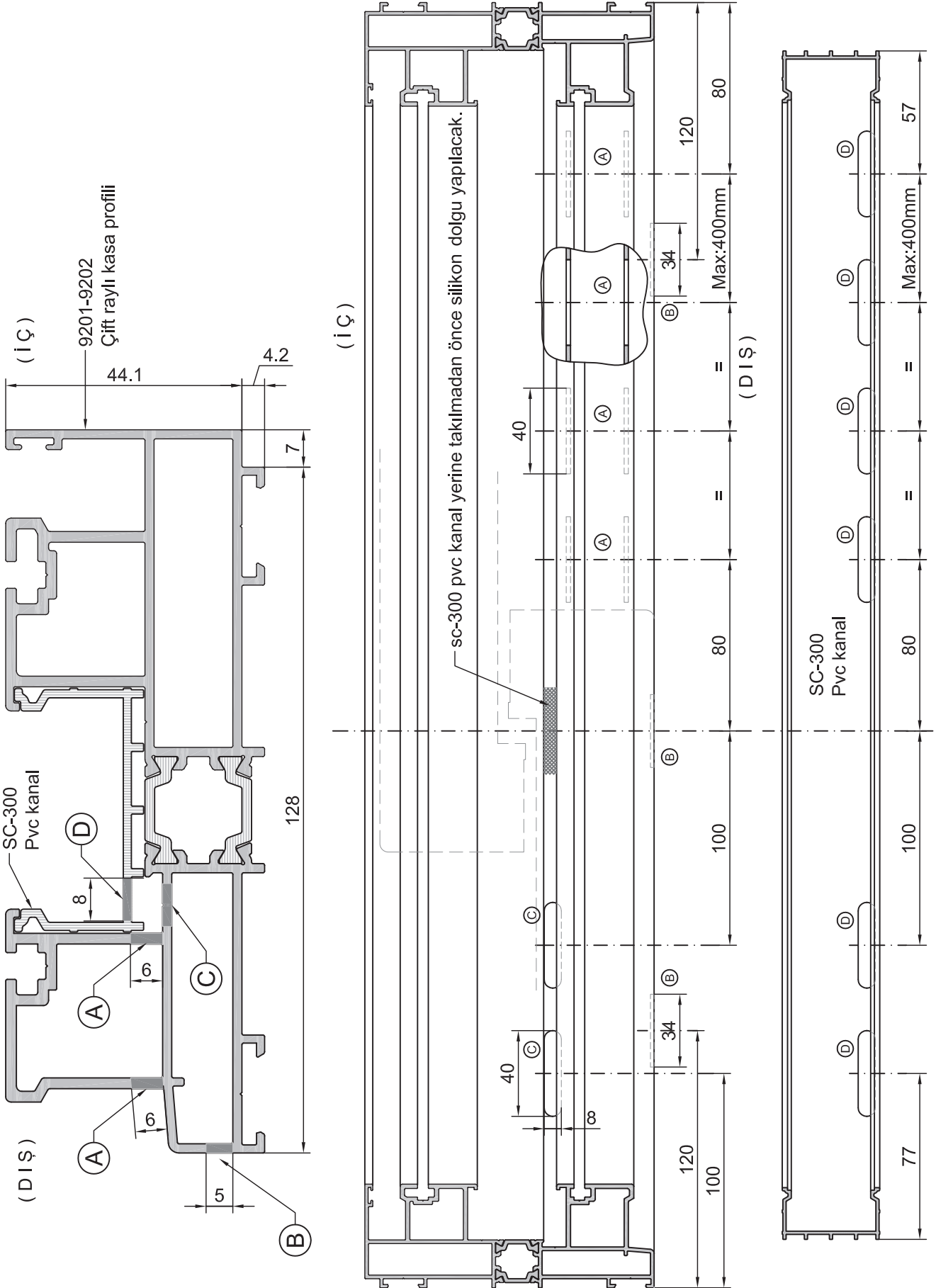
#### ALTERNATİF



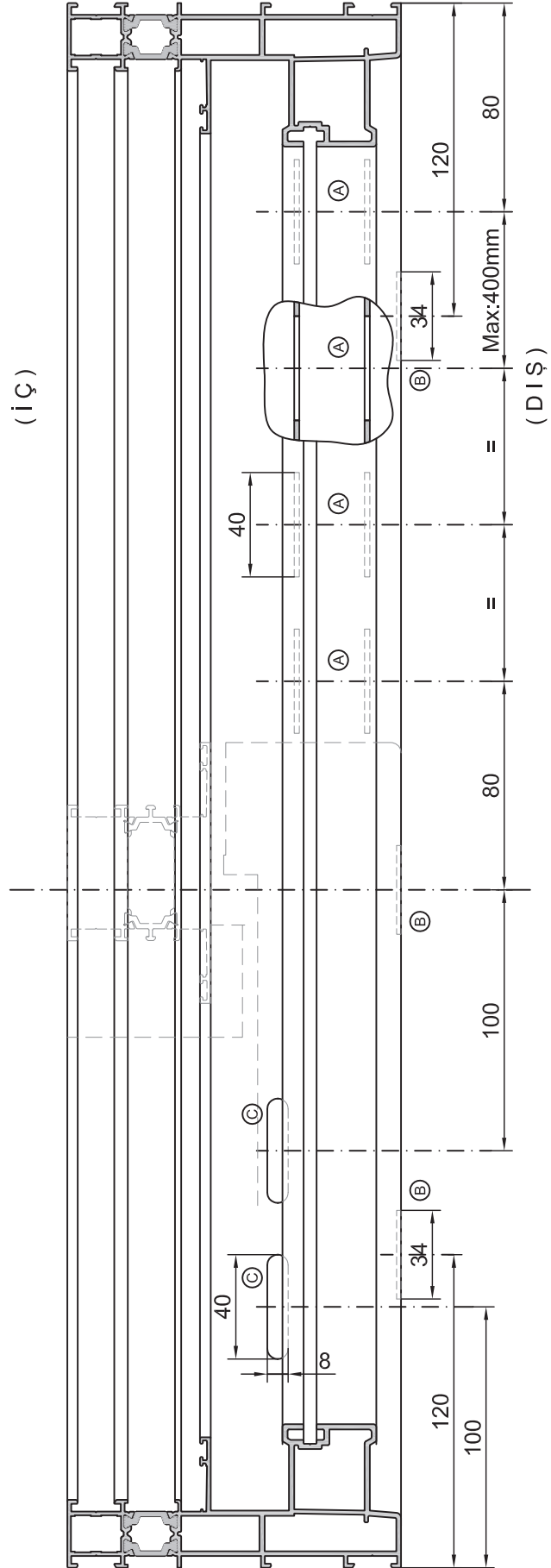
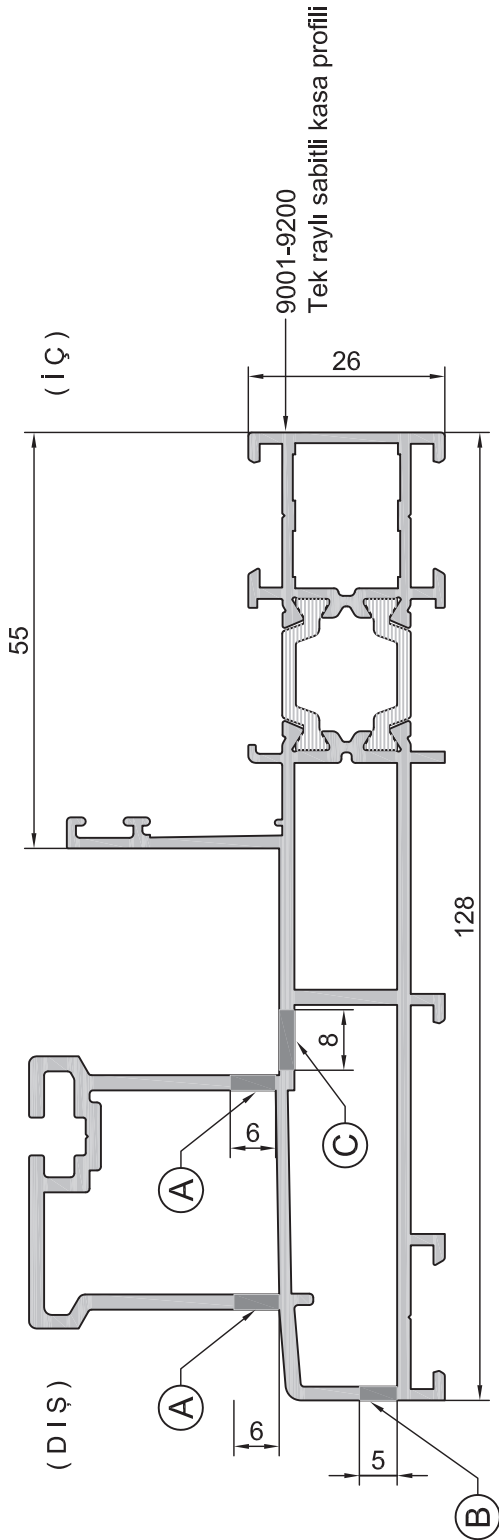
Pvc sızdırmazlık parçası yalnızca su taşıma düzeyinde (su tahliye delikleri kötü) kullanılır.



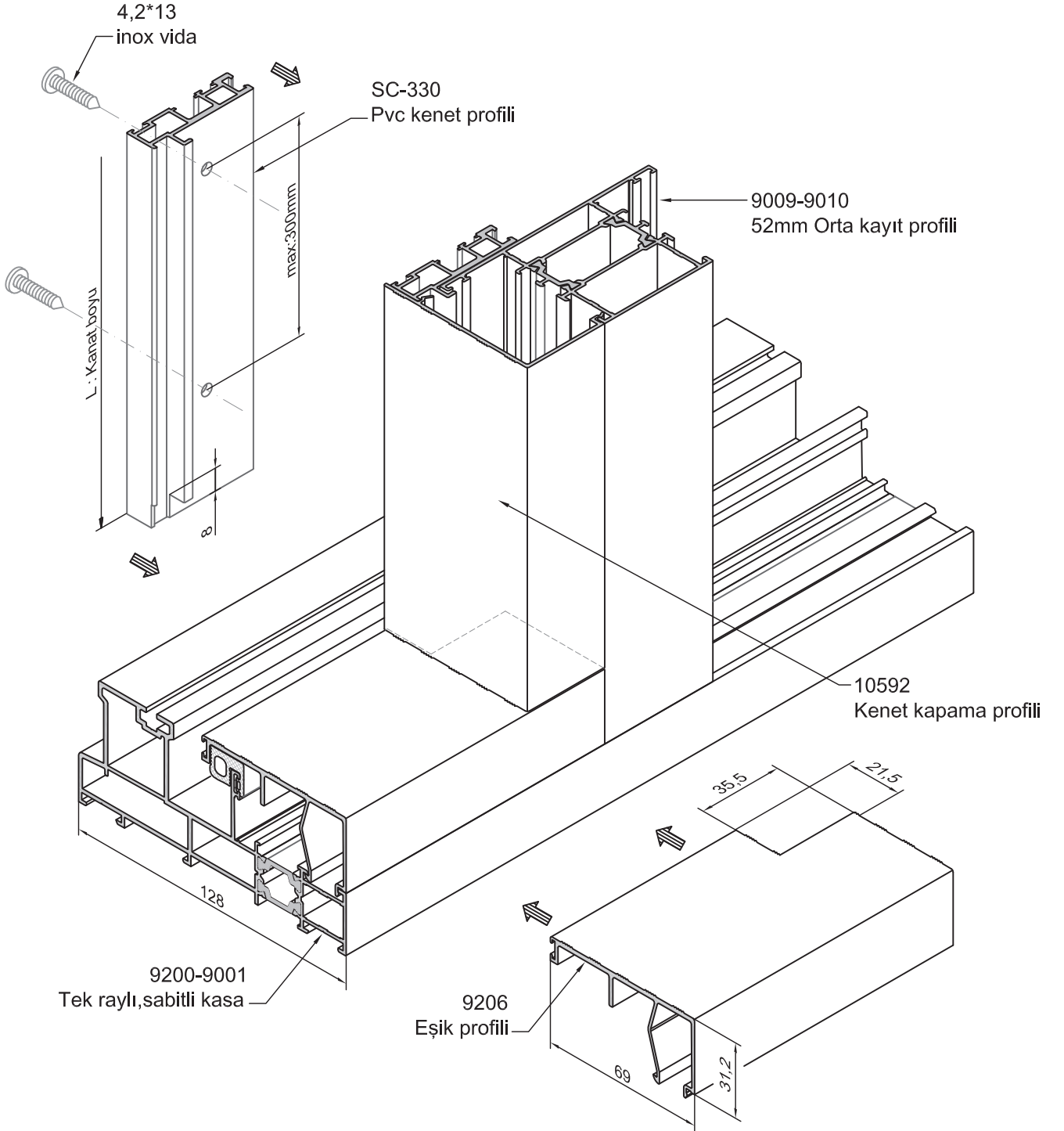
• İMALAT ve ATÖLYE İŞLEMLERİ



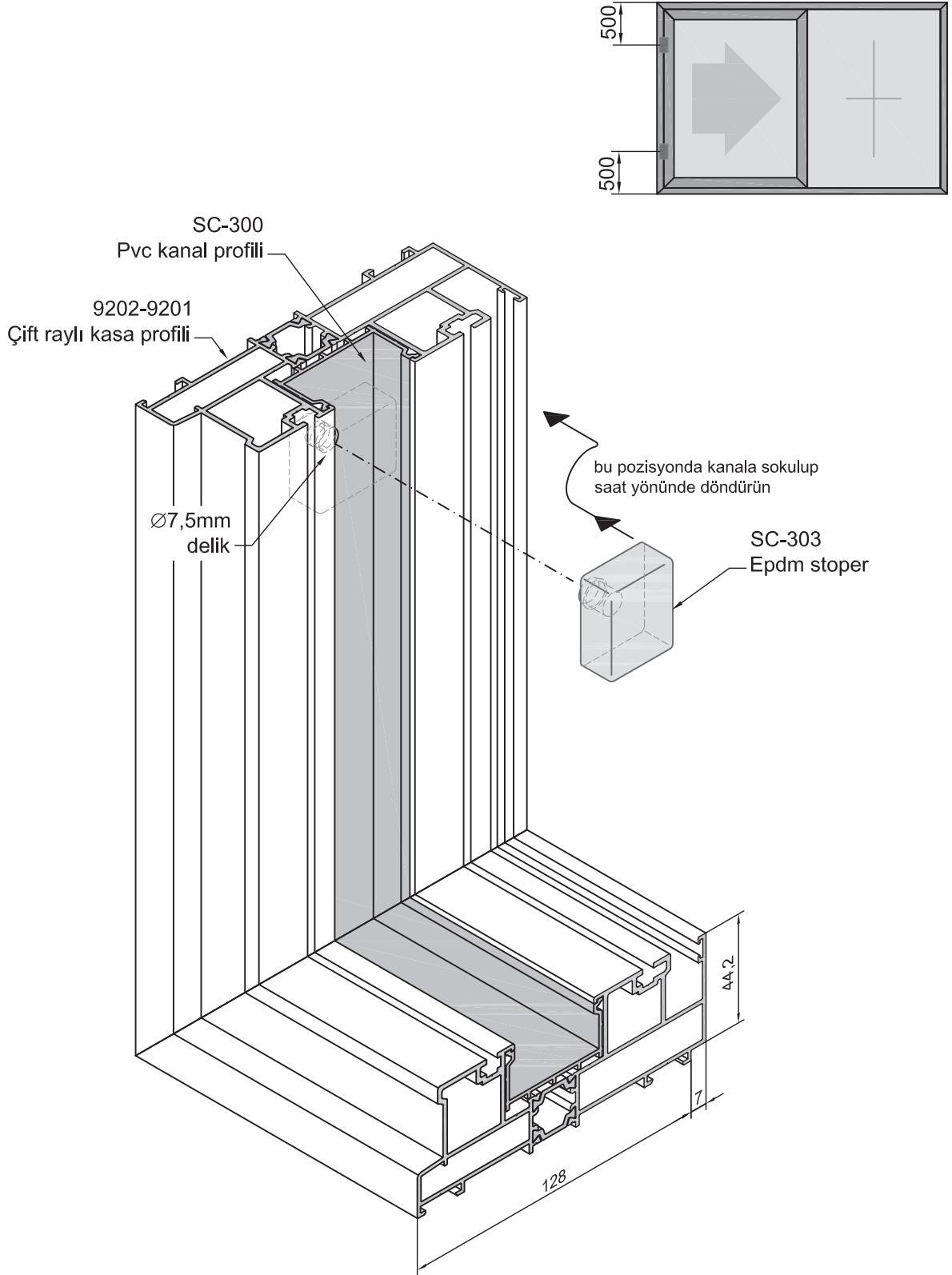
• İMALAT ve ATÖLYE İŞLEMLERİ



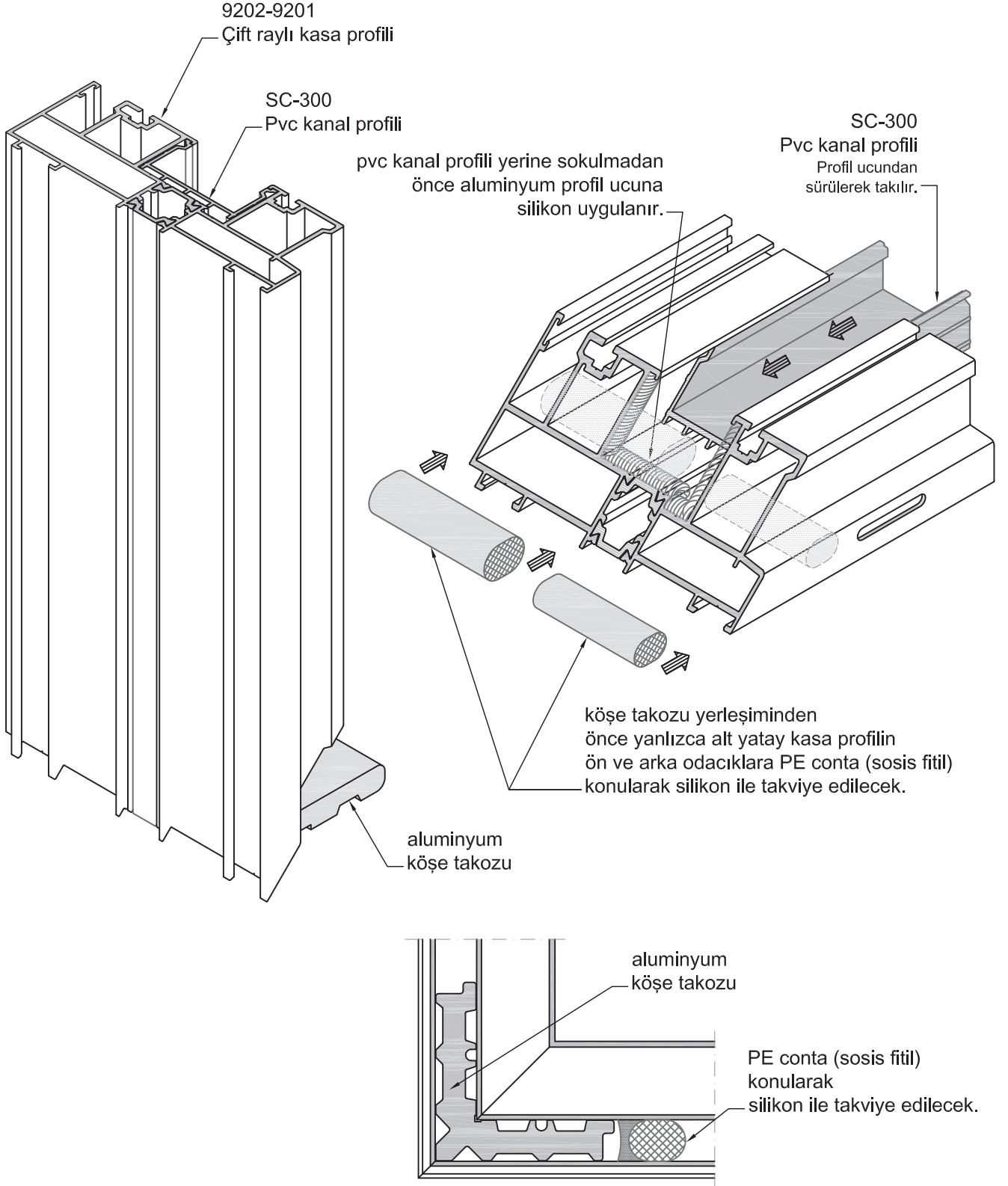
• İMALAT ve ATÖLYE İŞLEMLERİ



• İMALAT ve ATÖLYE İŞLEMLERİ



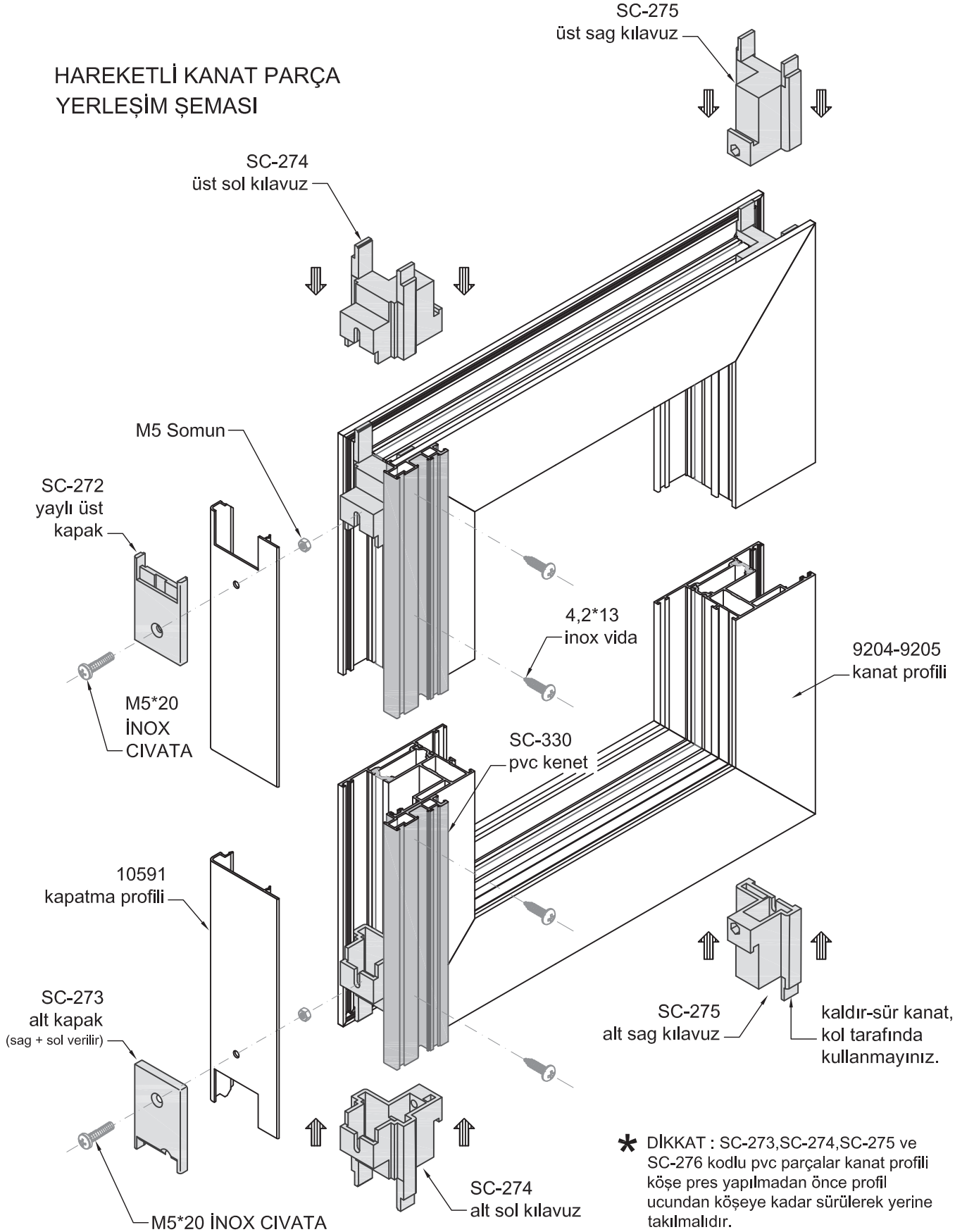
• İMALAT ve ATÖLYE İŞLEMLERİ



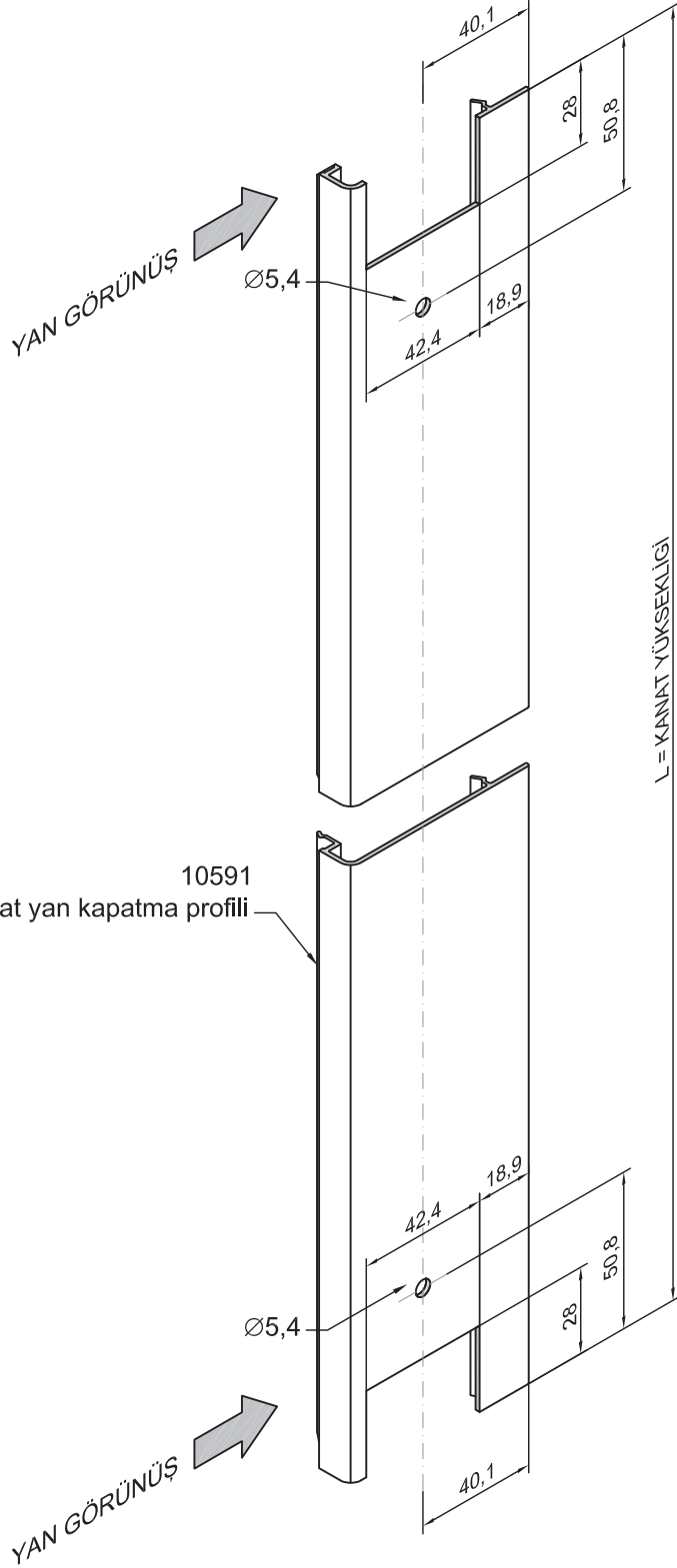
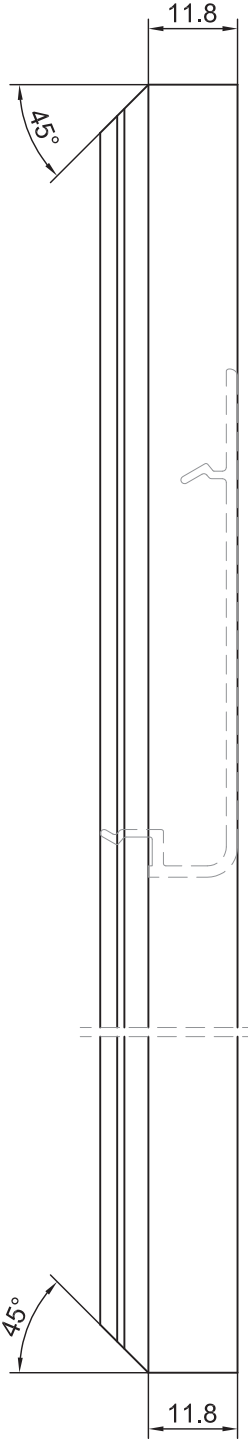


## • İMALAT ve ATÖLYE İŞLEMLERİ

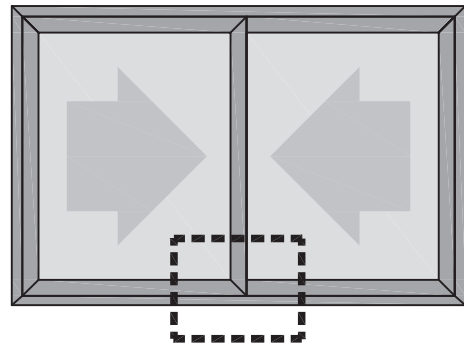
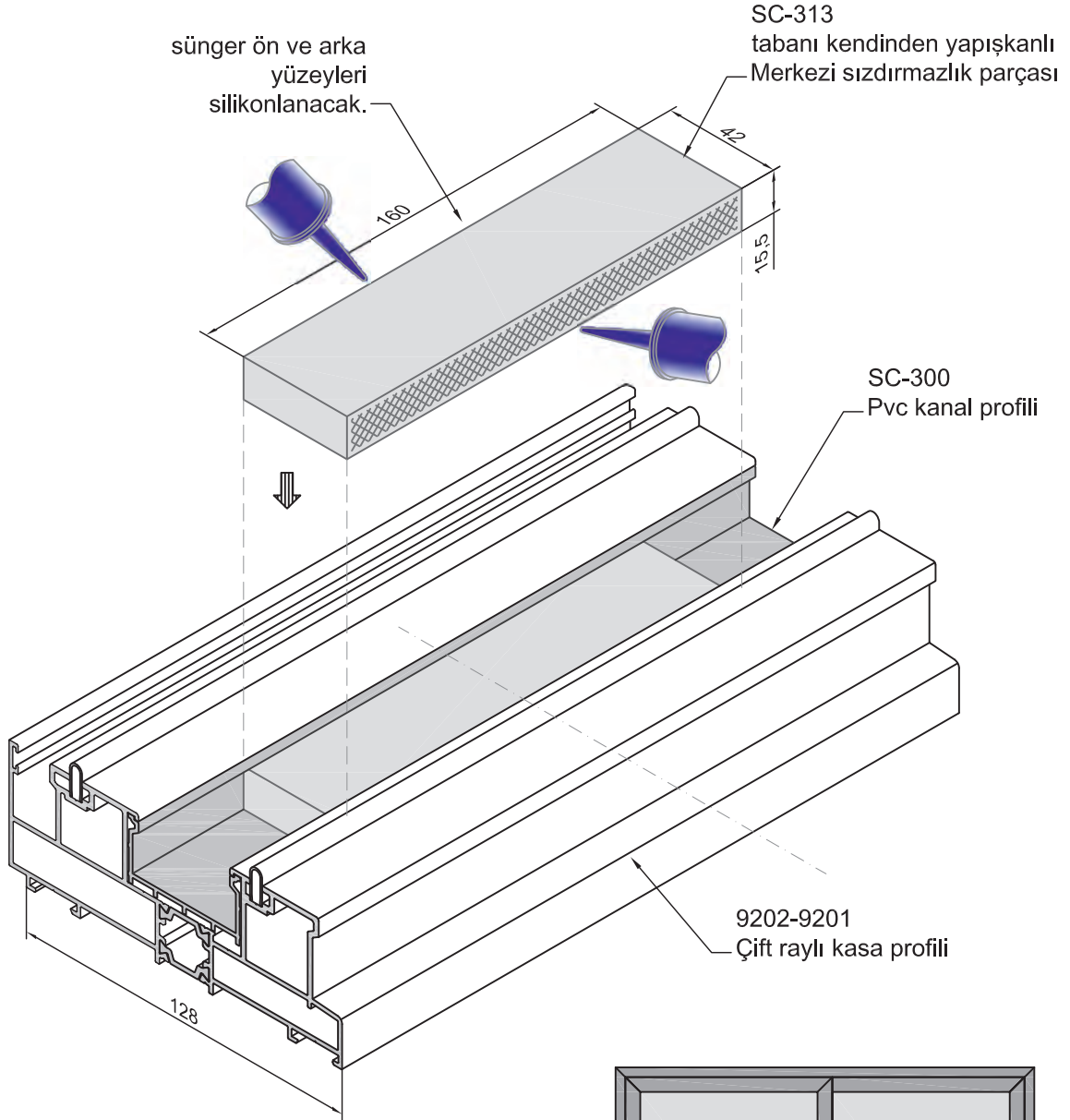
### HAREKETLİ KANAT PARÇA YERLEŞİM ŞEMASI



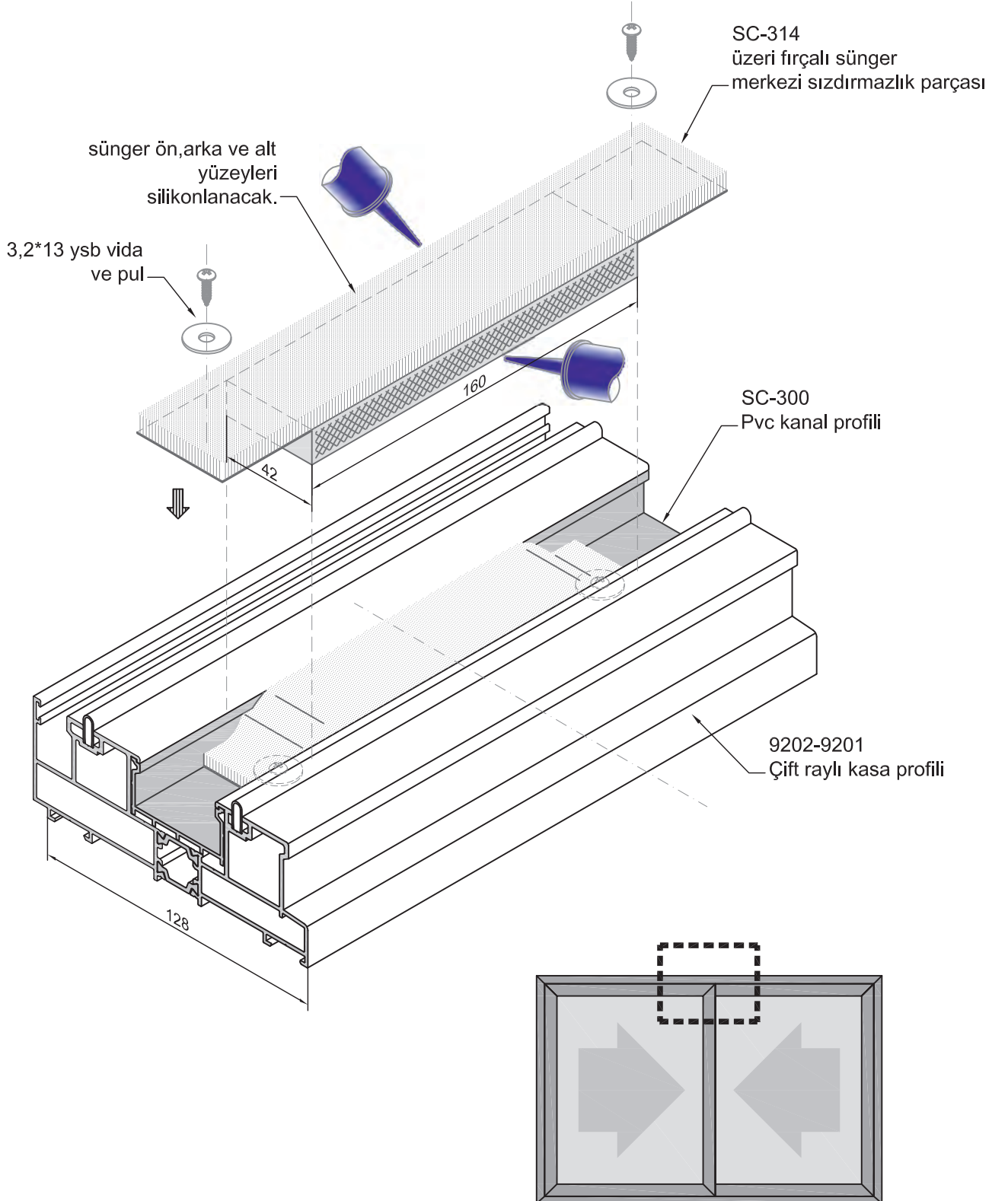
• İMALAT ve ATÖLYE İŞLEMLERİ



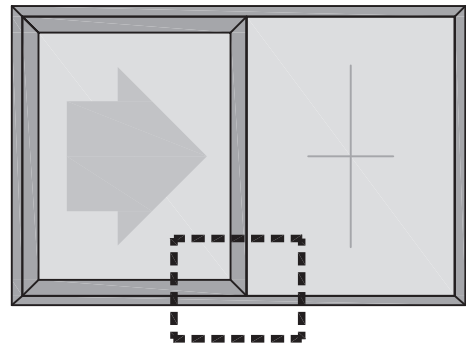
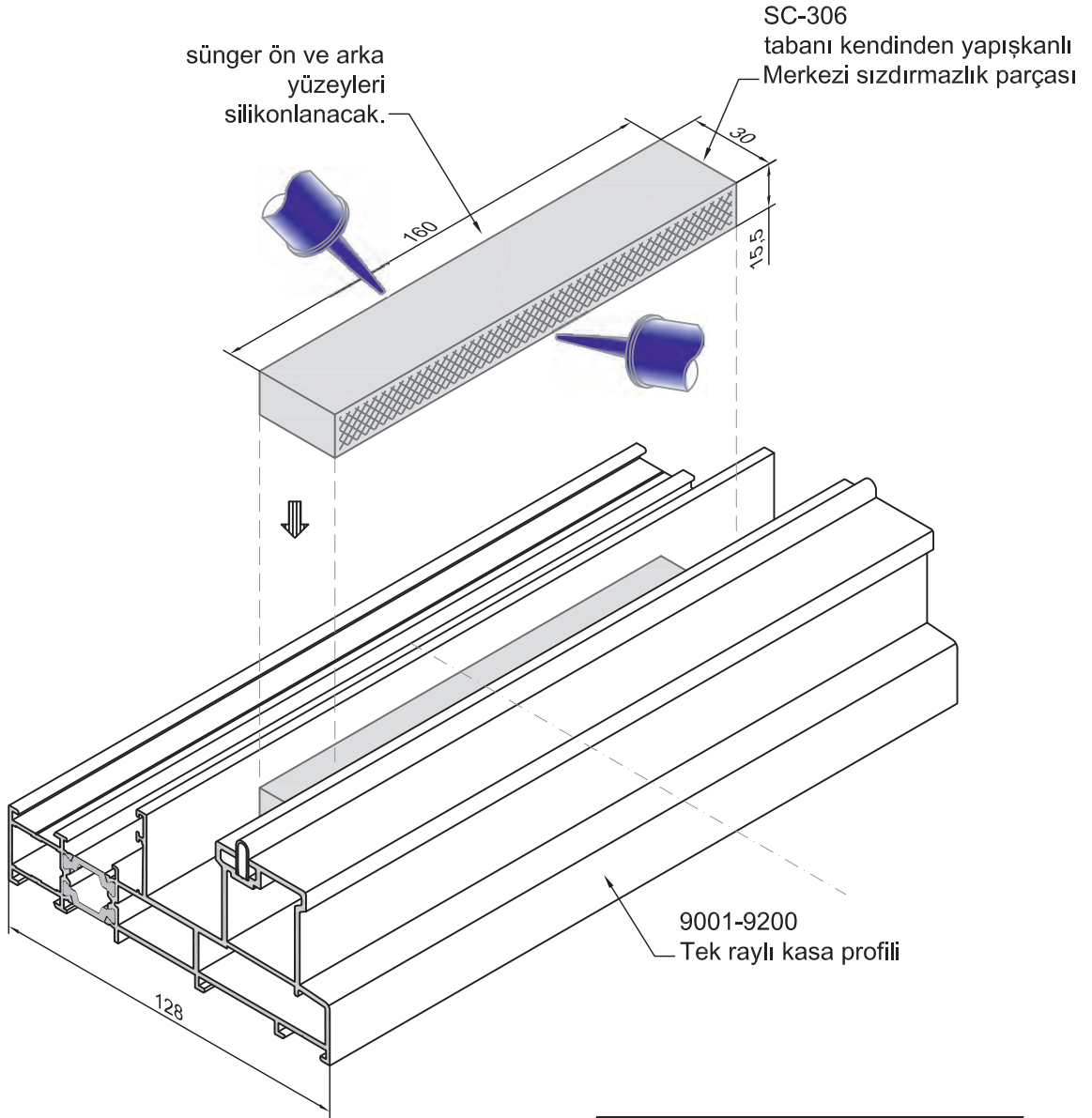
• İMALAT ve ATÖLYE İŞLEMLERİ



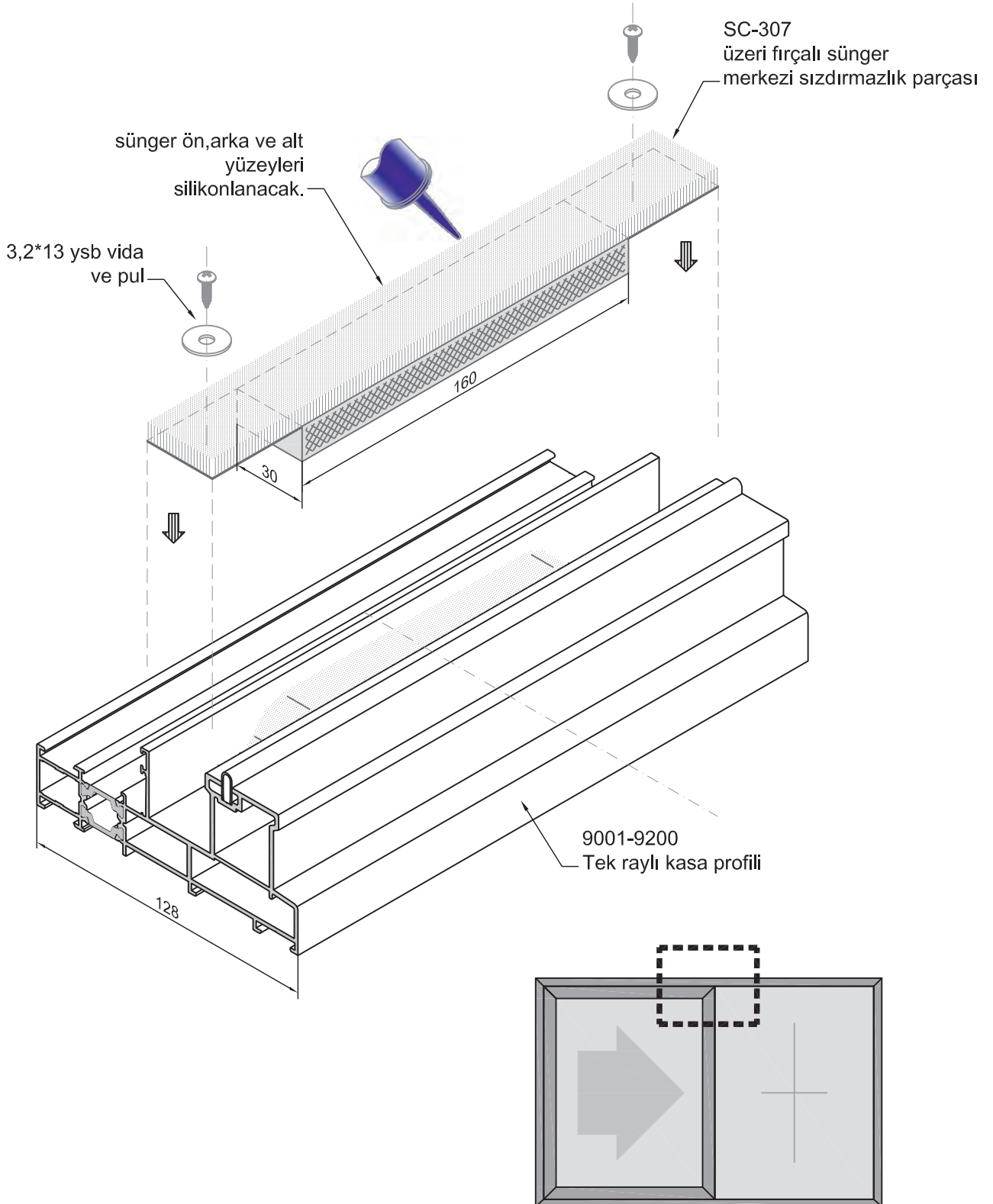
• İMALAT ve ATÖLYE İŞLEMLERİ



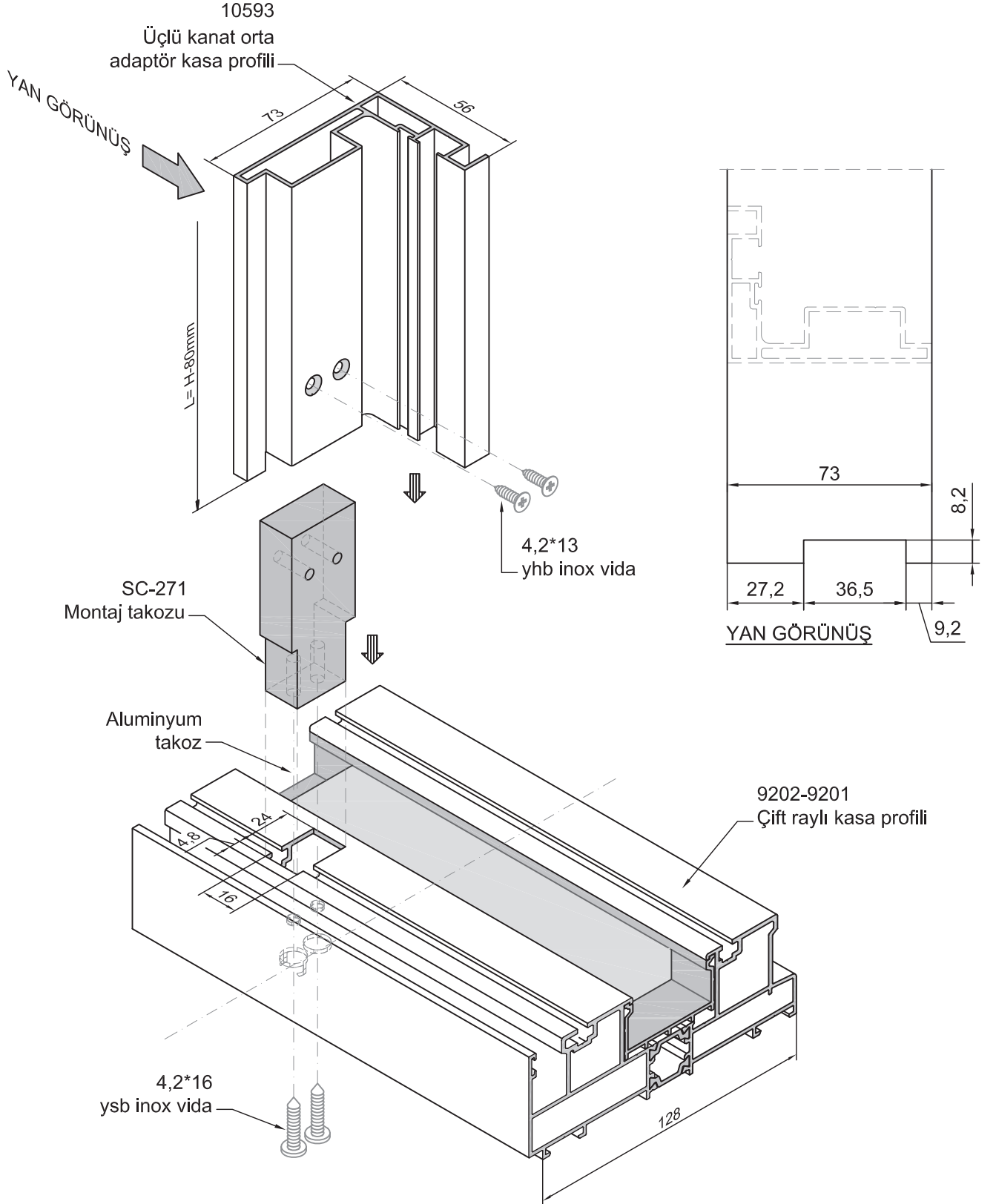
• İMALAT ve ATÖLYE İŞLEMLERİ



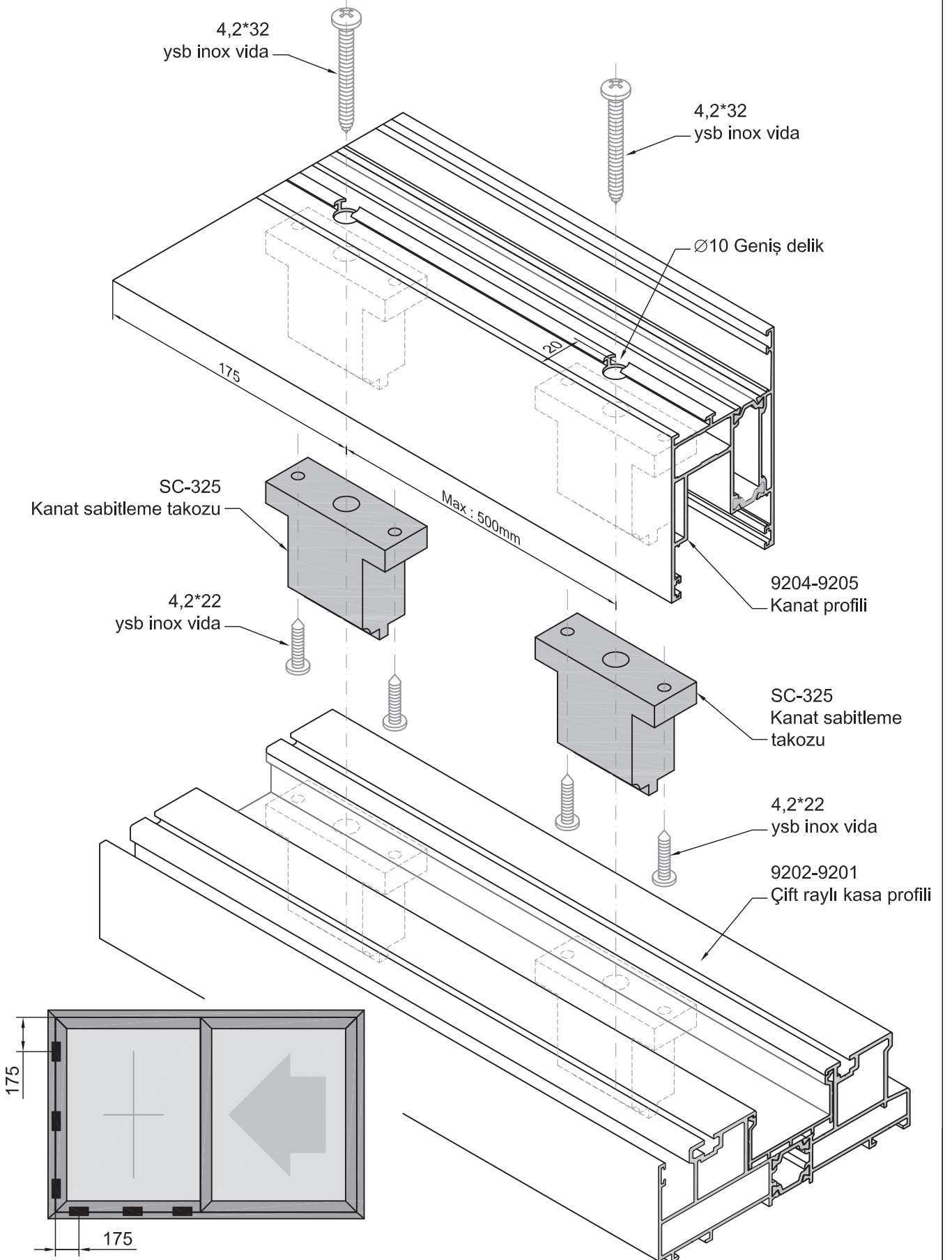
• İMALAT ve ATÖLYE İŞLEMLERİ



• İMALAT ve ATÖLYE İŞLEMLERİ

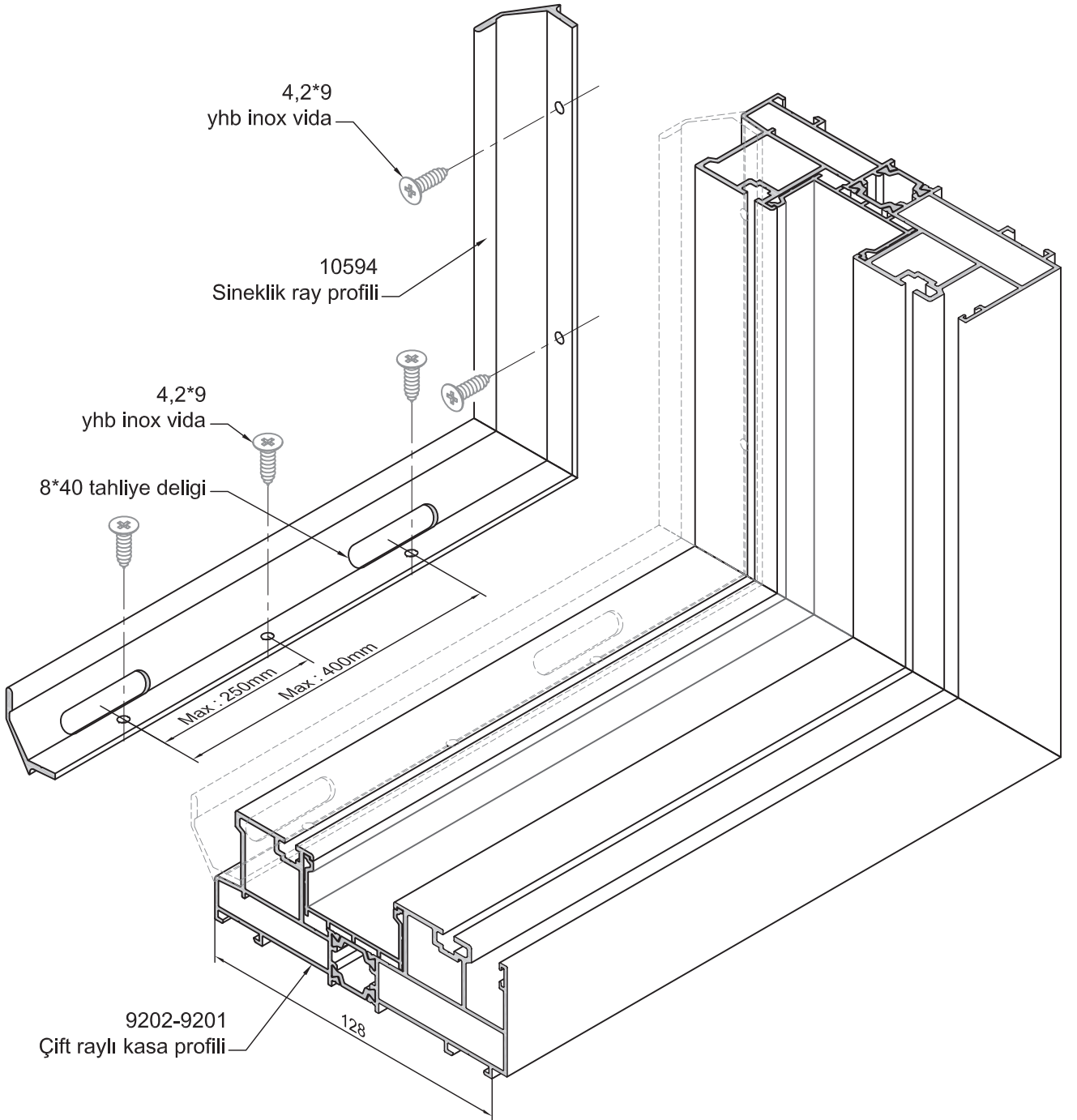


• İMALAT ve ATÖLYE İŞLEMLERİ

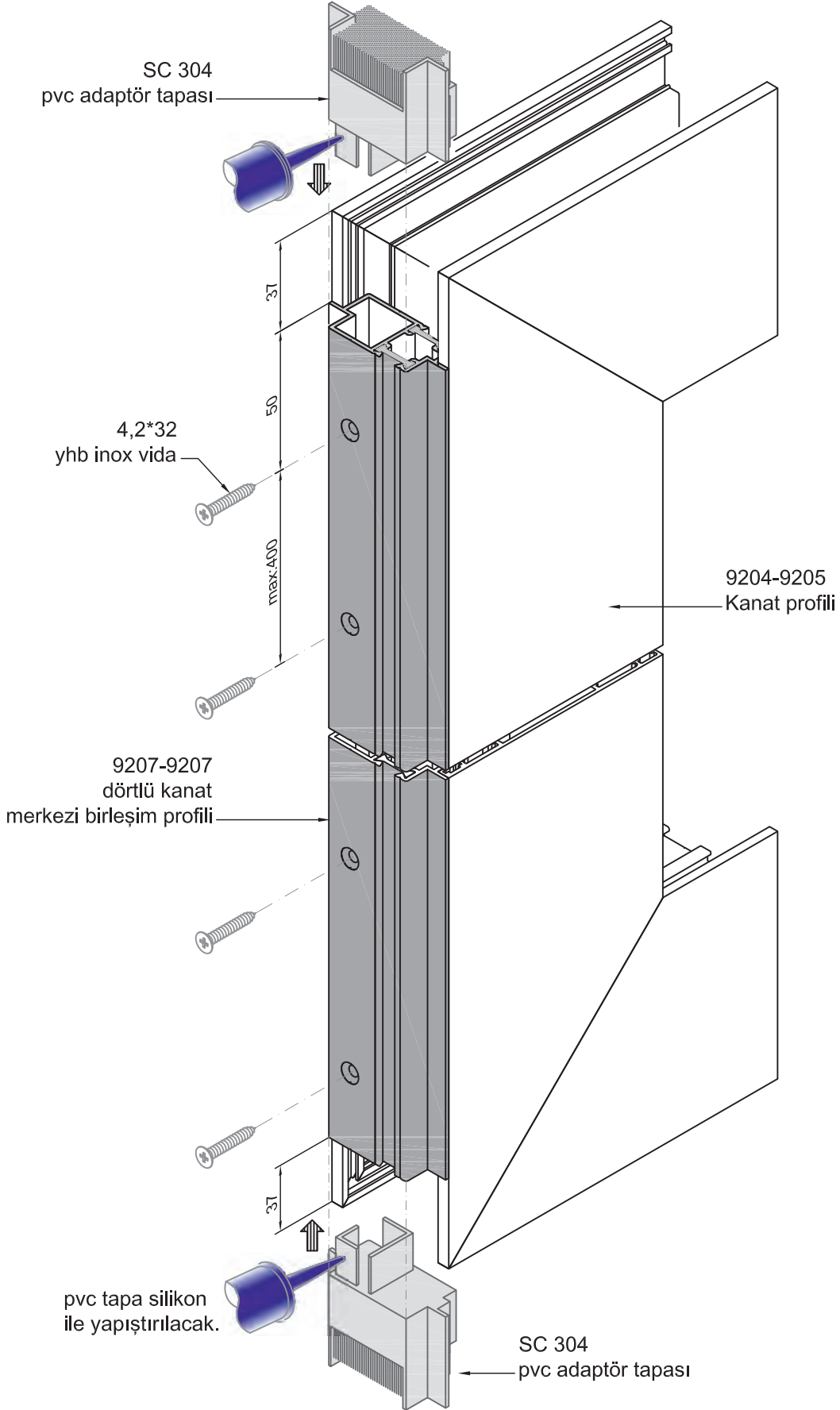




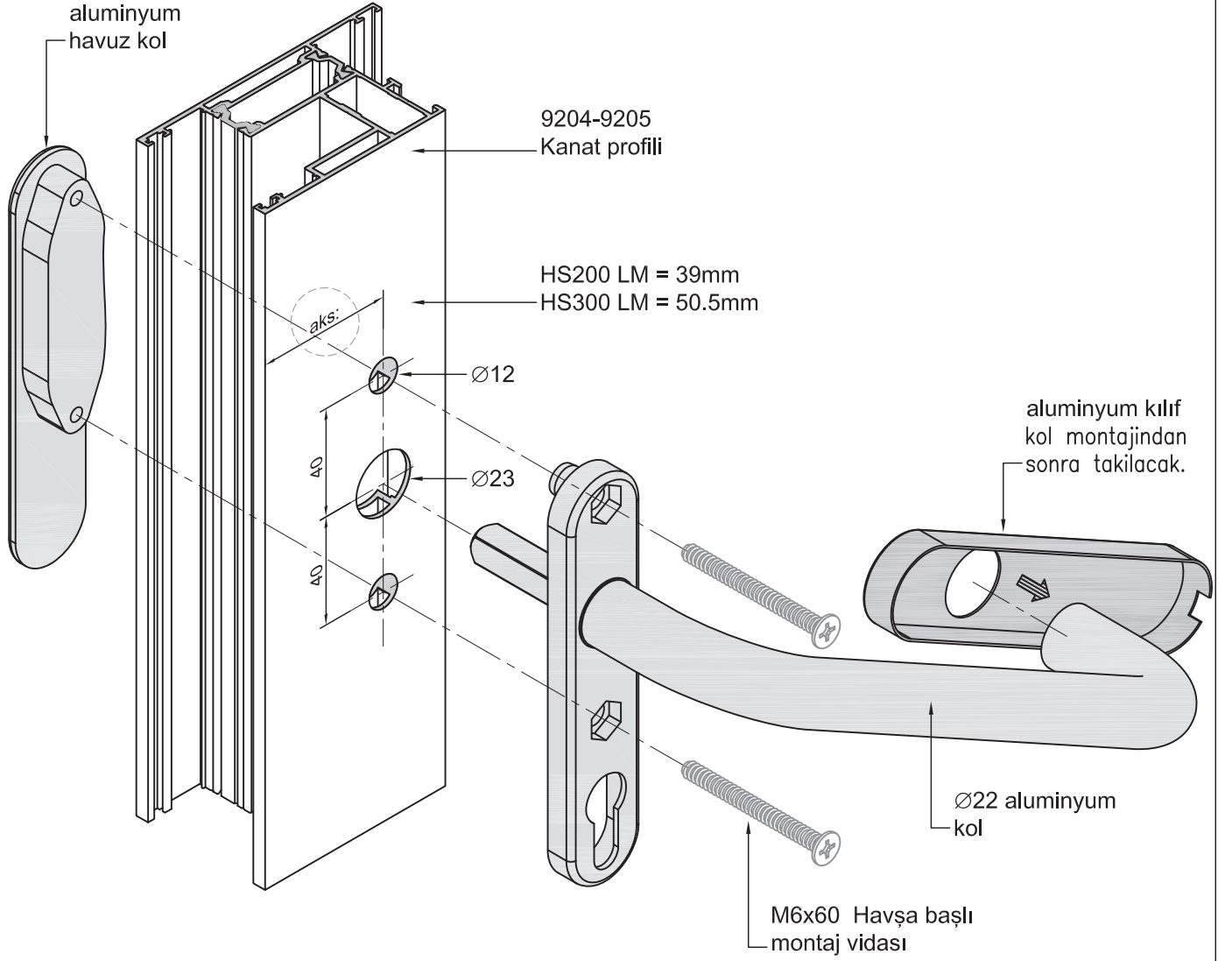
• İMALAT ve ATÖLYE İŞLEMLERİ



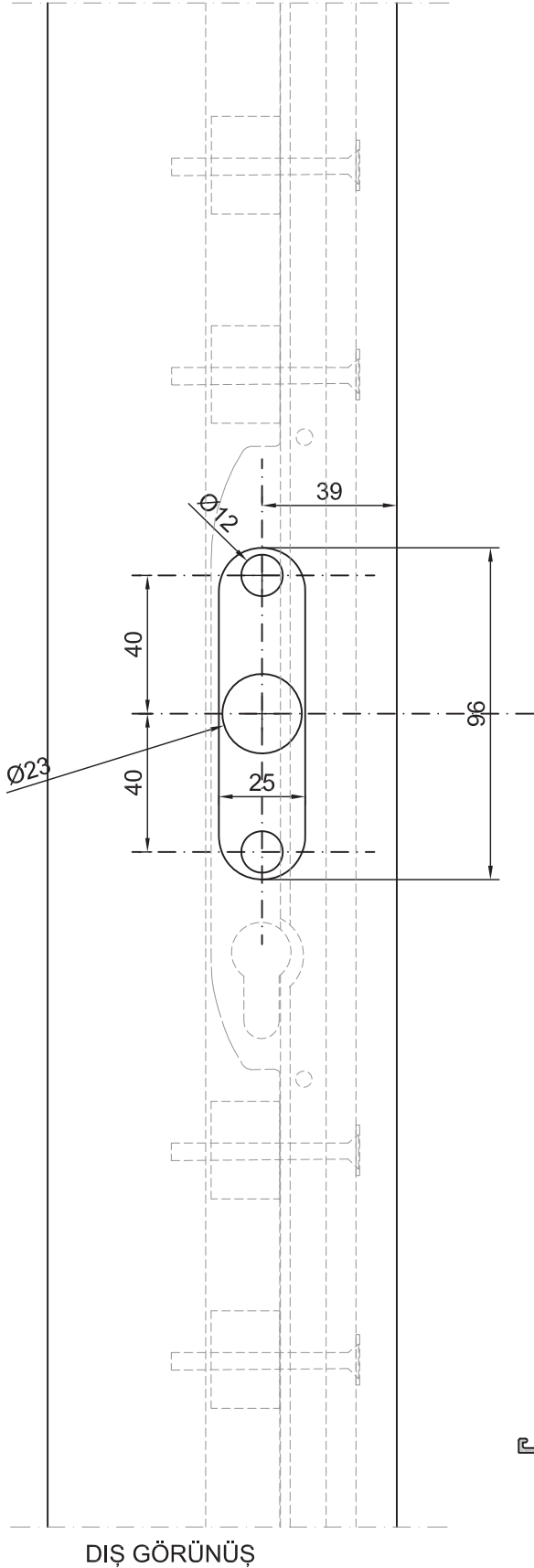
• İMALAT ve ATÖLYE İŞLEMLERİ



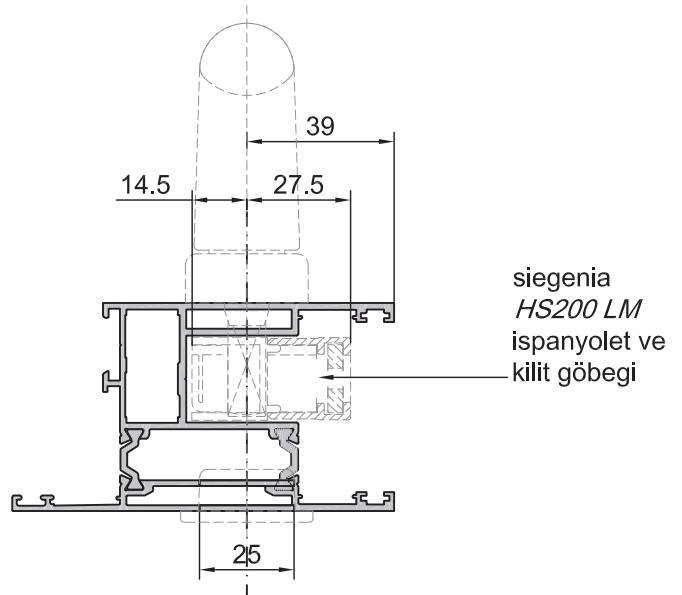
• İMALAT ve ATÖLYE İŞLEMLERİ



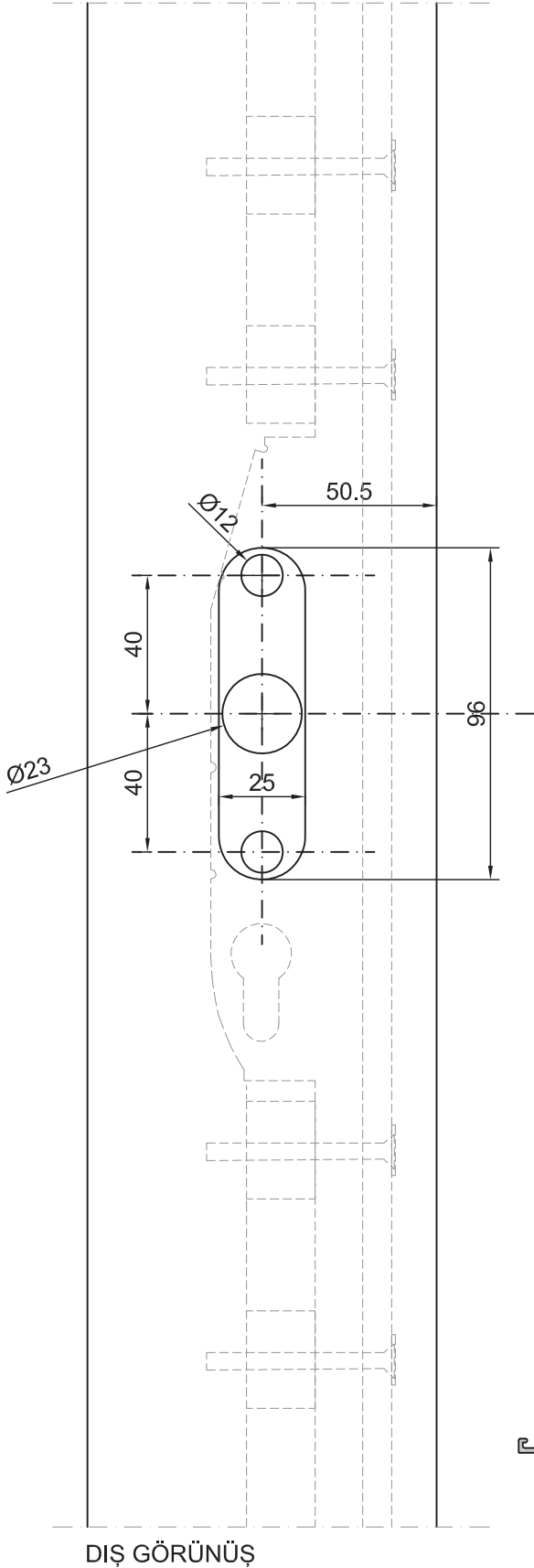
### • İMALAT ve ATÖLYE İŞLEMLERİ



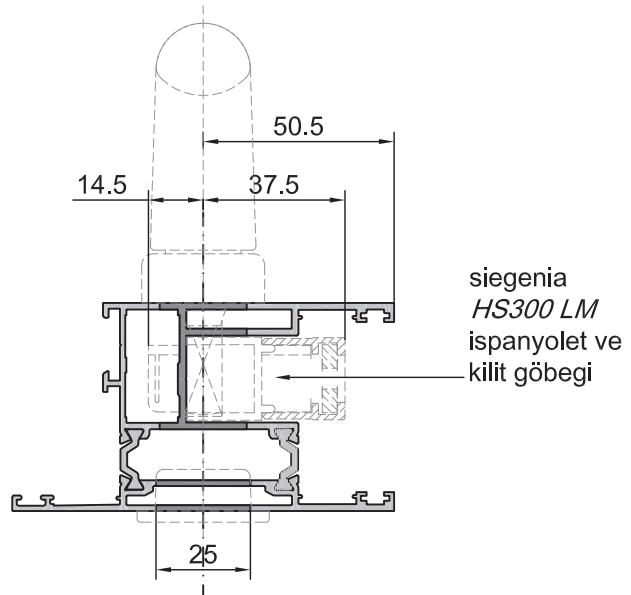
(SIEGENIA LIFT&SLIDE) MALZEME SEÇİMİ			
miktar	malzeme cinsi	aksesuar tanımı	aksesuar numarası (eloxal)
1ad	ispanyolet	HS200	PGKB0040-524010 (170cm) PGKB0050-524010 (220cm) PGKB0060-524010 (260)
1ad	ispanyolet	HS300	PGKB0010-524011 (170cm) PGKB0020-524011 (220cm) PGKB0030-524011 (260)
1ad	araba seti	HS300	PMKB0030-100010
1ad	ARABA BESLEME TAKOZU	A0029	856000
8ad	İSPANYOLET BESLEME	A0029	PDZB0060-096010
1ad	UST KARSILIK	A0012	719398
1ad	ALT KARSILIK	A0012	719404
1ad	KOL	HS300	
1ad	HAVUZ KOL	HS300	
2ad	KOL MONTAJ VIDASI	M5X65	KDNA0080
4ad	KARSILIK VIDASI	4.8x19-A2	883013
8ad	İSPANYOLET VIDASI	4.8x50-A2	701.9055.5020X10
5ad	ARABA VIDASI	4.8x32-A2	883457
1ad	ARABA BESLEME VIDASI	4.8x38-A2	883464



### • İMALAT ve ATÖLYE İŞLEMLERİ



(SIEGENIA LIFT&SLIDE) MALZEME SEÇİMİ			
miktar	malzeme cinsi	aksesuar tanımı	aksesuar numarası (eloxal)
1ad	ispanyolet	HS200	PGKB0040-524010 (170cm) PGKB0050-524010 (220cm) PGKB0060-524010 (260)
1ad	ispanyolet	HS300	PGKB0010-524011 (170cm) PGKB0020-524011 (220cm) PGKB0030-524011 (260)
1ad	araba seti	HS300	PMKB0030-100010
1ad	ARABA BESLEME TAKOZU	A0029	856000
8ad	İSPANYOLET BESLEME	A0029	PDZB0060-096010
1ad	UST KARSILIK	A0012	719398
1ad	ALT KARSILIK	A0012	719404
1ad	KOL	HS300	
1ad	HAVUZ KOL	HS300	
2ad	KOL MONTAJ VIDASI	M5X65	KDNA0080
4ad	KARSILIK VIDASI	4.8x19-A2	883013
8ad	İSPANYOLET VIDASI	4.8x50-A2	701.9055.5020X10
5ad	ARABA VIDASI	4.8x32-A2	883457
1ad	ARABA BESLEME VIDASI	4.8x38-A2	883464



• İMALAT ve ATÖLYE İŞLEMLERİ

